



Tamil Nadu e- District Application Training Manual

NOC for MSB Compliance (DFR-101)

Directorate of Fire & Rescue



राष्ट्रीय इ-गवर्नेस योजना
National e-Governance Plan

Table of Content

Table of Contents

1. Project Overview.....	3
2. General Information	3
2.1. Tools Required	3
2.2. Starting your Computer	3
3. Purpose	4
4. Scope.....	4
5. Getting Started.....	4
6. Services Offered under Directorate of Fire & Rescue.....	4
7. NOC for MSB Compliance	5
7.1. Applying for NOC for MSB Compliance.....	5
7.2. Downloading Certificate	18
8. Disclaimer.....	20

E-DISTRICT TAMIL NADU USER MANUAL (Government of Tamil Nadu)

1. Project Overview

Districts are the de facto front-end of government where most Government-to-Consumer or G2C interaction takes place.

The e-District project was conceptualized to improve this experience by creating an automated workflow system for the district administration and help in providing the citizen efficient department services through Common Service Centers (CSCs), the primary front end channels envisaged under the National e-Governance Plan by Department of Information Technology (DIT), Ministry of Communication and Information Technology (MCIT), Government of India.

2. General Information

Let's Start!!


2.1. Tools Required

You will be provided with the following basic infrastructure:

- Computer (CPU, Monitor, Keyboard & Mouse)
- Network Connection (as per requirement)
- Peripherals (as per requirement)
- Browser (Google chrome, Version 37)
- Uninterrupted Power Supply (UPS)



2.2. Starting your Computer

Steps

1. Ensure all cables are connected between the computer, network connection, peripherals & UPS
2. Plug the UPS to the electrical socket
3. Switch 'ON' the electrical socket
4. Switch 'ON' the UPS
5. Press the  (power button) on the computer
6. Allow the system to boot up.



1. Switch 'ON' the UPS only after you have switched 'ON' the power socket
2. Switch 'ON' the computer only after you have switched "ON" the UPS
3. Switch 'OFF' the power socket in there is an electrical spark in the socket

	4. Do not start the computer in case the UPS is not fully charged 5. Do not start the computer in case any of the wires are in contact with water sources / moisture
	6. In case you are not sure whether the computer is connected in the right way – please contact the system engineer

3. Purpose

This document is an integral part of e-District application user manuals. The objective of this document is to provide step-by-step assistance to the user on how to apply for NOC for MSB Compliance under Directorate of Fire & Rescue through the e-District Portal.

4. Scope

The scope of this document is to cover the 'NOC for MSB Compliance' service offered under the **Directorate of Fire & Rescue**.

5. Getting Started

Following points and guidelines may be referred while accessing the e-Sevai/e-District application:

- User must have valid username and password
- Make relevant and correct entries only
- Recheck the entries before clicking on Submit button
- Mandatory fields cannot be left blank
- Mandatory/Optional documents should be attached as per requirement
- Do not make false entries

6. Services Offered under Directorate of Fire & Rescue

Following services are offered under the Directorate of Fire & Rescue:

1. DFR-101: NOC for MSB Compliance
2. DFR-102: NOC for MSB Planning Permission
3. DFR-103: NOC for Non - MSB Planning Permission
4. DFR-401: MSB Fire License Registration and Renewal
5. DFR-402: Non - MSB Fire License Registration and Renewal

7. NOC for MSB Compliance

7.1. Applying for NOC for MSB Compliance

Following steps describe how to apply for NOC for MSB Compliance under Directorate of Fire & Rescue through the e-District Portal:

STEP 1: Go to the e-Sevai (Government of Tamil Nadu) Web Portal.

STEP 2: Enter the login credentials.

Make sure 'Operator' is selected in the **Operator Type** field.

STEP 3: Enter Captcha code.

STEP 4: Click on Login.



The screenshot displays the eSevai Government of Tamil Nadu portal. The header includes the TNeGA logo and the Government of Tamil Nadu emblem. The navigation menu contains links for Home, About e-Sevai, Government Orders, e-Sevai, Contact Us, and Help. The main content area is divided into four sections: TNeGA (with a map of Tamil Nadu), Important Links (Government Orders, Tenders, Documents, Job Opportunities, Maps), Latest News (Locate your near by e-Sevai, List of Services Offered in e-Sevai Centres, List of Services offered through Institution), and Sign In. The Sign In section contains a text input field for the login ID (tneicchn010-01), a password field, a dropdown menu for Operator Type (set to Operator), a Captcha field (ZNRJ2), and a Login button. Callouts indicate where to enter the login ID and password, the Captcha code, and where to click the Login button. A banner at the bottom reads 'Welcome to eSevai' and 'eSevai — தமிழ்நாடு அரசின் இ-சேவை வலைதளம் உங்களை'.

e-Sevai Dashboard will appear.

STEP 5: Click on **Services** on the left panel.

The screenshot shows the TNeGA dashboard for the Government of Tamil Nadu. At the top, there is a header with the TNeGA logo, the Government of Tamil Nadu emblem, and the e-Sevai logo. Below the header, there are five summary cards: Today (1), Current Week (1), Current Month (6), Last Week (1), and Last Month (17). A sidebar menu on the left contains options like DASHBOARD, REPORTS, WALLET RECHARGE, SERVICES, and ANNA UNIVERSITY-GENRATE RECEIPT. A callout bubble points to the 'SERVICES' menu item with the text 'Click on Services'.

Department Wise service listing will appear.

STEP 6: Click on Directorate of Fire & Rescue.

You can also switch to the **Service Wise** listing, or switch to **Search** and search a particular service using keywords.

The screenshot shows the 'Services' page in the TNeGA application. The page title is 'Services'. On the left, there are three tabs: 'DEPARTMENT WISE', 'SERVICE WISE', and 'SEARCH'. Under 'DEPARTMENT WISE', a list of departments is shown, including Anna University, Chennai Metro Water Supply & Sewerage Board, Commissionerate of Municipal Administration, Directorate of Boilers, Directorate of Drug Control, Directorate of Fire & Rescue, Employment & Training, Greater Chennai Corporation, Labour, Oxigen, Revenue Department, and TANGEDCO. A callout bubble points to 'Directorate of Fire & Rescue' with the text 'Click on the Department Name'. On the right side, there is a user profile section with the following details: Name: Operator 1, Center: COC Zone 13 Divn 182 Thiruvanniyur ELCCHN010, Center Code: ELCCHN010, Counter: 1, Wallet Type: Prepaid, Wallet Amount: 5955.00, and Share: 0.00.

STEP 7: Click on **DFR-101 NOC for MSB Compliance**.

You will be redirected to the service page on the Tamil Nadu e-District Web Portal.

STEP 8: Fill up the registration form. Fields marked with **red** asterisk are mandatory while the fields marked with **green** asterisk are optional mandatory.

Compliance certificate for MSB: Enter compliance certificate details.

Building and address details: Enter building and address details.

Contact details: Enter contact details.

DFR-101 NOC for MSB Compliance

Compliance certificate for MSB

NOC reference number from DFRS * Planning permission approval number from CMDA *

Building and address details

Applicant name * Building name *

State District *

Taluk * Revenue village *

Door / Flat no. (Provide all the door no's separated by comma) * Pincode *

Street no. / name *

Contact details

Phone / Landline no. with STD code Mobile number

Email id *

Number of floors with floor area: Enter floor and floor area details.

Staircase details: Enter staircase details.

Number of floors with floor area			
Plot area (Area in Sq.m) *	<input type="text" value="54300"/>	Basement (Area in Sq.m) *	<input type="text" value="55000"/>
Ground floor (Area in Sq.m) *	<input type="text" value="54300"/>	Mezzanine (Area in Sq.m) *	<input type="text" value="20000"/>
Total number of floors *	<input type="text" value="2"/>		
Floor No-1st (Area in Sq.m) *	<input type="text" value="54300"/>		
Floor No-2nd (Area in Sq.m) *	<input type="text" value="54300"/>		
Total floor area (in Sq.m)	<input type="text" value="237900.00"/>	Height of the building (in meters) *	<input type="text" value="650"/>
Entrance (Width in meters) *	<input type="text" value="50"/>	Approach road (Width in meters) *	<input type="text" value="5"/>
Staircase details			
Number of staircase *	<input type="text" value="2"/>		
Width of 1st staircase(in meter) *	<input type="text" value="2.5"/>		
Width of 2nd staircase(in meter) *	<input type="text" value="2.5"/>		

No. of lifts and capacity of each, availability of service staircase, service lift etc. should be mentioned: Enter requires details.

Canteen details: Enter canteen details.

Fire resistance of construction materials: Enter fire resistance of construction materials details.

No. of lifts and capacity of each, availability of service staircase, service lift etc. should be mentioned

Number of lifts *

1st lift capacity (in Persons) *

Canteen details

Nature of occupancy * Total no. of canteens *

Canteen locality * LPG cylinders counts *

Floors (Provide list of canteen existing floors separated by comma) *

Total occupancy (No. of persons) * Parking areas (In Sq.m) *

Sprinklers * Yes No Exposure hazard * Yes No

Fire resistance of construction materials

Fire resistance of construction materials * Self-closing fire/smoke check doors * To be provided Provided

No. of doors *

1st door *

Fire resistance of door *

Partitions * To be provided Provided

Type of material * False ceiling * To be provided Provided

Lining for air-conditioning ducts * To be provided Provided Insulation for air-conditioning ducts * To be provided Provided

Paneling * To be provided Provided Surface finishes * To be provided Provided

Enclosures for panels for electrical switches, shafts etc., and access doors to such enclosures * To be provided Provided

Compartmentation details: Enter compartmentation details.

Means of entry: Enter details for means of entry.

Means of escape: Enter details for means of escape.

Compartmentation details

Compartmentation *	<input type="radio"/> To be provided <input checked="" type="radio"/> Provided	Ventilation *	<input checked="" type="radio"/> Natural Ventilation <input type="radio"/> Mechanical Ventilation
No. of partition *	<input type="text" value="2"/>		
1st size of partition (in Sq.m) *	<input type="text" value="50"/>		
2nd size of partition (in Sq.m) *	<input type="text" value="50"/>		

Means of entry

Number of entires *	<input type="text" value="2"/>
1st entry width (in Meter) *	<input type="text" value="1.5"/>
2nd entry width (in Meter) *	<input type="text" value="1.5"/>

Means of escape

Number of staircase *	<input type="text" value="2"/>		
1st staircase width (in Meter) *	<input type="text" value="2"/>		
2nd staircase width (in Meter) *	<input type="text" value="2"/>		
Electric installations *	<input type="radio"/> To be provided <input checked="" type="radio"/> Provided	Type of installation *	<input type="text" value="Concealed Wiring"/>
Alternate lighting arrangements *	<input type="radio"/> To be provided <input checked="" type="radio"/> Provided	Backup timing(In hours) *	<input type="text" value="05:00"/>
Rooms air-conditioners *	<input type="radio"/> To be provided <input checked="" type="radio"/> Provided	Type of air conditioner *	<input type="text" value="Centralized"/>

Fire protection: Enter fire protection details.

Fire pumps details: Enter pump details.

Fire protection

Drainage *	<input type="radio"/> To be provided <input checked="" type="radio"/> Provided	Lighting protections *	<input type="radio"/> To be provided <input checked="" type="radio"/> Provided
Down coner system with hose reel *	<input type="radio"/> To be provided <input checked="" type="radio"/> Provided	Wetriser corner system with hose reel *	<input type="radio"/> To be provided <input checked="" type="radio"/> Provided
Yard hydrant system *	<input type="radio"/> To be provided <input checked="" type="radio"/> Provided	Portable fire extinguishers *	<input type="radio"/> To be provided <input checked="" type="radio"/> Provided
No. of fire extinguishers *	<input type="text" value="2"/>	Type *	<input type="text" value="DCP"/>
Capacity(In Kg) *	<input type="text" value="4"/>	Automatic sprinklers system *	<input type="radio"/> To be provided <input checked="" type="radio"/> Provided
Fire service inlet *	<input type="radio"/> To be provided <input checked="" type="radio"/> Provided	Water curtains *	<input type="radio"/> To be provided <input checked="" type="radio"/> Provided
Smoke exhauster *	<input type="radio"/> To be provided <input checked="" type="radio"/> Provided	Water supply *	<input type="text" value="Water Mains"/>
Alarm system *	<input type="radio"/> To be provided <input checked="" type="radio"/> Provided		
Type of alarm system *	<input type="text" value="Automatic Smoke/Heat Detect"/>		

Fire pumps details

No. of main electrical pump *	<input type="text" value="1"/>	Capacity of main electrical pump (In LPM) *	<input type="text" value="50"/>
No. of diesel driven pump *	<input type="text" value="1"/>	Capacity of diesel driven pump (In LPM) *	<input type="text" value="70"/>
No. of jockey pump *	<input type="text" value="1"/>	Capacity of jockey pump (In LPM) *	<input type="text" value="50"/>
Total number of pumps *	<input type="text" value="4"/>	No. of terrace pump *	<input type="text" value="1"/>
Capacity of terrace pump(In LPM) *	<input type="text" value="30"/>	Fire lift with separate generator *	<input type="radio"/> To be provided <input checked="" type="radio"/> Provided
Storage or diesel(In Litre)/oil(In Litre)/LPG(In Kg) *	<input type="text" value="500 Litre"/>		

Communication system: Enter communication details.

Details of generator: Enter details of generator.

Extent of site and set back around the building on all four directions (to be specified separately): Enter required details.

Communication system

Communication system *	<input type="radio"/> To be provided <input checked="" type="radio"/> Provided	Mode of communication *	<input type="radio"/> Wired <input checked="" type="radio"/> Wireless
Public address system *	<input type="radio"/> To be provided <input checked="" type="radio"/> Provided	Inter-communication system *	<input type="radio"/> To be provided <input checked="" type="radio"/> Provided
Illuminated signs *	<input type="radio"/> To be provided <input checked="" type="radio"/> Provided	Maintenance of fire protection installation equipments *	<input type="radio"/> To be provided <input checked="" type="radio"/> Provided
Equipment manufacturer name *	<input type="text" value="Universal Fire"/>	Equipment manufacturer address *	<input type="text" value="Van Buren, AR"/>
Fire fighting training to staff *	<input checked="" type="radio"/> To be provided <input type="radio"/> Provided	Details of licenses *	<input type="text" value="Issued"/>
License number *	<input type="text" value="ABF1245"/>	Total no. of HP machineries installed (In HP) *	<input type="text" value="1"/>

Details of generator

Have you provided generator? *	<input type="radio"/> To be provided <input checked="" type="radio"/> Provided	Quantity of diesel, furnace oil stored(In Litre) *	<input type="text" value="2500"/>
H.P / K.V of generator *	<input type="text" value="600"/>	Whether proper licence obtained for such storage *	<input checked="" type="radio"/> Yes <input type="radio"/> No

Extent of site and set back around the building on all four directions (to be specified separately)

North(In metres) *	<input type="text" value="5"/>	South(In metres) *	<input type="text" value="5"/>
East(In metres) *	<input type="text" value="5"/>	West(In metres) *	<input type="text" value="5"/>

Fire lift details: Enter fire lift details

Details of present inspections to comply table 23 in part IV of NBC of India 2005: Enter required details.

Fire lift details

Alternate power supply for fire lift * Feeder line Generator No. of fire lifts available *

Location of 1st fire lift *

Whether alternative power supply is available for fire lifts, emergency lights and pumps of wetriser (their rated capacity) * Yes No

Whether fire safety officer is available round the clock and if so, whether his subordinates are trained by the local fire services * Yes No

Whether fire drill has been conducted and joint evacuation drill has been conducted by the security officer and the local fire service officer * Yes No

Details of present inspections to comply table 23 in part IV of NBC of India 2005

Water supply details

Water supply * Capacity of tank (in Litre) *

Fire buckets with stand * To be provided Provided

Number of fire buckets *

Click on Submit

Fill up the form

STEP 9: Click on **Submit**.

Next screen will show options for document delivery.

STEP 10: Specify whether the applicant wants to attach soft copies of required documents or wants to deliver documents physically (manually at the center).



REV-106 Agricultural Income Certificate

REV-111 Certificate for Loss of Educational Records

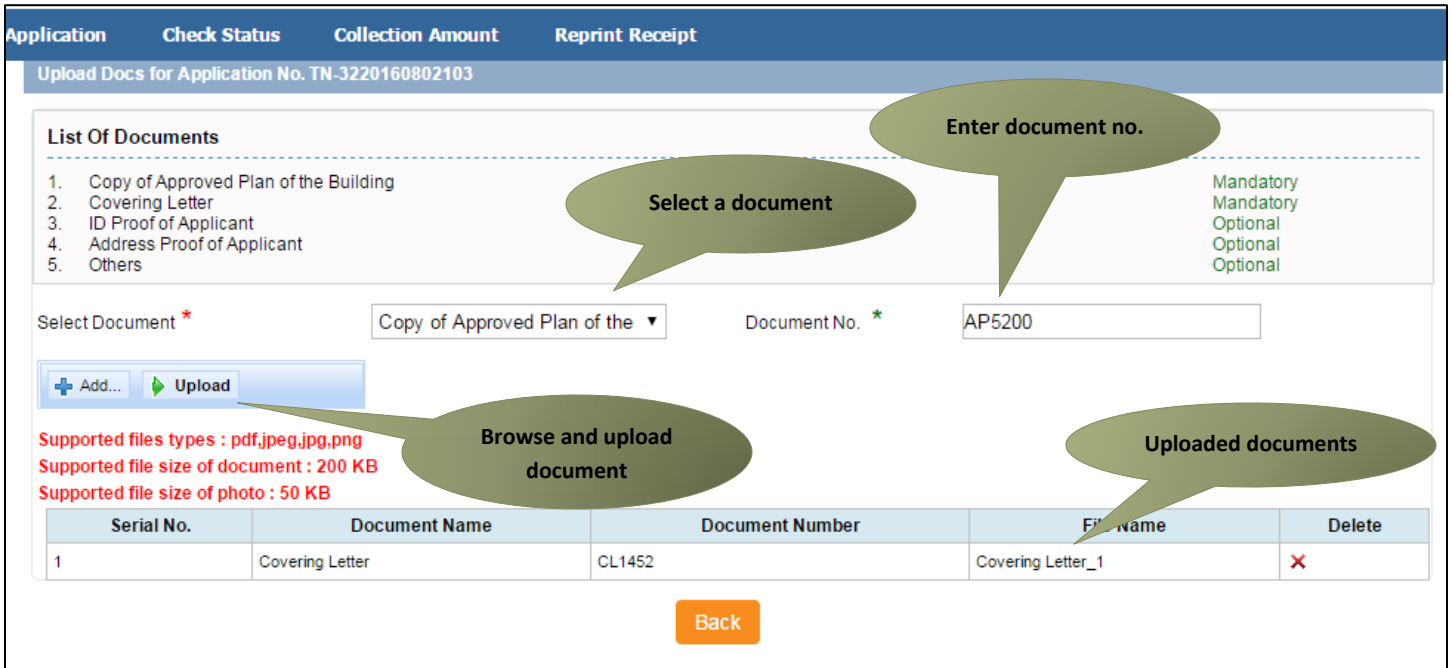
REV-101 Community Certificate

Document Mode of Delivery Attachment Physical

Specify the mode of document delivery

STEP 11: If the applicant opts for attachment, list of required documents will be shown. Attach the documents in prescribed file size and file type. Uploaded documents will be shown at the bottom.

Please note that the 'Upload' button will appear once you browse and add a document.



Application **Check Status** **Collection Amount** **Reprint Receipt**

Upload Docs for Application No. TN-3220160802103

List Of Documents

1.	Copy of Approved Plan of the Building	Mandatory
2.	Covering Letter	Mandatory
3.	ID Proof of Applicant	Optional
4.	Address Proof of Applicant	Optional
5.	Others	Optional

Select Document * Copy of Approved Plan of the Document No. * AP5200

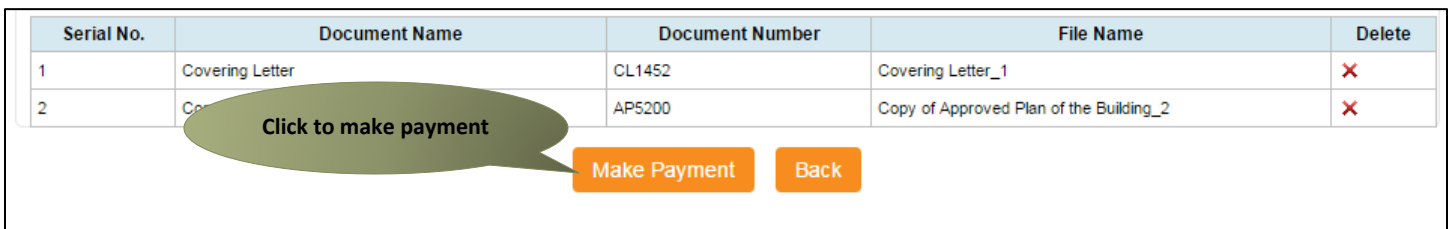
+ Add... **Upload**

Supported files types : pdf,jpeg,jpg,png
Supported file size of document : 200 KB
Supported file size of photo : 50 KB

Serial No.	Document Name	Document Number	File Name	Delete
1	Covering Letter	CL1452	Covering Letter_1	✗

Back

STEP 12: After uploading the documents, click on 'Make Payment'.



Serial No.	Document Name	Document Number	File Name	Delete
1	Covering Letter	CL1452	Covering Letter_1	✗
2	Copy of Approved Plan of the Building	AP5200	Copy of Approved Plan of the Building_2	✗

Make Payment **Back**

Payments page will appear. Total Fees for the service will be shown.

STEP 13: Click on 'Confirm Payment'.

Application	Check Status	Collection Amount	Reprint Receipt
Confirm			
Application Number	TN-3220160802103		
Applicant Name	Ajith Ganeshan		
Date of Application	02-Aug-2016		
Service Name	NOC for MSB Compliance		
Service Charge	2.00		
Total	2.00		

Click to confirm payment

Confirm payment

Acknowledgement receipt will be shown.

STEP 14: Click on **Print Receipt** to print the receipt.

Application	Check Status	Collection Amount	Reprint Receipt
Acknowledgement Receipt			
Application Number	TN-3220160802103		
Applicant Name	Ajith Ganeshan		
Service Name	DFR-101 NOC for MSB Compliance		
Service Charge	2.00		
Total	2.00		

Click to print receipt

Print receipt

The below figure shows the preview of the acknowledgement receipt.



தமிழ்நாடு அரசு / Government of Tamil Nadu
இ-சேவை மையம் / e-Sevai Centre

ஒப்புக்கை / ACKNOWLEDGEMENT

ரசுதி எண் / Receipt No. : TN-3220160802103	விண்ணப்ப எண் / Application No. : TN-3220160802103
விண்ணப்பதாரர் / Applicant Name : Ajith Ganeshan	விண்ணப்பித்த தேதி / Application date : 02-Aug-2016
துறையின் பெயர் / Department Name : தயீணைப்பு மற்றும் மடீயு Directorate of Fire and Rescue Service	விண்ணப்பித்த சேவை / Applied for Service : DFR-101 NOC for MSB Compliance

பணம் செலுத்திய விவரம் / Payment Details

விவரங்கள் / Particulars	செலுத்தும் முறை / Payment Mode	செலுத்தப்பட்ட தொகை (ரூ) / Amount Paid
விண்ணப்ப கட்டணம் / Application Fees	Cash	2.00
இ-சேவை மையக் கட்டணம் / e-Sevai Centre Charges		2.00
ரூபாய் எழுத்துக்களில் / Amount in words (Rs): Four Rupees Only		மொத்தம் / Total : 4.00

மையம் பெயர் & குறியீட்டு எண் / Centre Code & Type : ELCCHN009 - CMS


கையொப்பம் / Signature of the Centre Operator

மேலே குறிப்பிட்டுள்ள அனைத்து விவரங்களையும் சரிபார்த்து கொள்ளவும். உங்கள் விண்ணப்ப நிலையை தெரிந்து கொள்ள பின்வரும் இணையதளத்தில் பார்க்கவும் 110.172.171.189/tneda/VerifyCerti.xhtml. உங்கள் விண்ணப்பத்தை உயர் அதிகாரி ஒப்புதல் அளித்த பிறகு டிஜிட்டல் கையொப்பமிட்ட சான்றிதழை பெற்றுக்கொள்ளலாம் / Kindly check correctness of all the details furnished above. To Check the Application Status see the URL 110.172.171.189/tneda/VerifyCerti.xhtml. After your application is approved by the approving authority, you can obtain the digitally signed certificate.



Please Note:

After submission, the application will be saved as draft. You can find draft applications under the **Saved Application** section and upload documents or make payment as required.



Government of Tamil Nadu
e-District

User Name: UCS
Last Login | 02-Aug-2016 17:22

Home
Saved Application
Submitted Application
Check Status
Collection Amount
Reprint Receipt

Revenue Department ▲

Directorate of Boilers ▲

Directorate of Fire and Rescue Service ▼

DFR-101 NOC for MSB Compliance

Saved Application

Application Number	Service Name	Applicant Name	Date of Request	Status	Document Status
TN-3220160802103	DFR-101 NOC for MSB Compliance	Ajith Ganeshan	02-Aug-2016	Saved	Pending

Submitted applications can be viewed under the **Submitted Application** section.

Government of Tamil Nadu
e-District

User Name: UCSC-01
Last Login | 02-Aug-2016 17:22:25

Home
Saved Application
Submitted Application
Check Status
Collection Amount
Reprint Receipt

- Revenue Department ▲
- Directorate of Boilers ▲
- Directorate of Fire and Rescue Service ▼

DFR-101 NOC for MSB Compliance

✔ Submitted Application

Sr. No.	Application Number	Service Name	Applicant Name	Date of Request	Status	Certificate
1	TN-3220160802103	DFR-101 NOC for MSB Compliance	Ajith Ganeshan	02-Aug-2016	Check Status	NA

The current status of an application can be checked from the **Check Status** section.

Government of Tamil Nadu
e-District

User Name: UCSC-01
Last Login | 02-Aug-2016 17:22:25

Home
Saved Application
Submitted Application
Check Status
Collection Amount
Reprint Receipt

- Revenue Department ▲
- Directorate of Boilers ▲
- Directorate of Fire and Rescue Service ▼

- DFR-101 NOC for MSB Compliance
- DFR-102 NOC for MSB Planning Permission
- DFR-103 NOC for Non - MSB Planning Permission
- DFR-401 MSB Fire License Registration and Renewal
- DFR-402 Non - MSB Fire License Registration and Renewal

- Employment Training ▼
- ET-101 Application for Registration
- ET-102 Application for Profile Update
- ET-103 Application for Renewal
- ET-104 Application for Print Id

✔ Check Status

Application Number

From date * To date *

Applicant Name District

Search

Application Number	TN-3220160802103
Applicant Name	Ajith Ganeshan
Service Name	DFR-101 NOC for MSB Compliance
View Application	View Application
Current Status	Application submitted to Director
Comment	Submitted

Uploaded Documents

Serial No.	Document Name	Document Number	File Name	View Document
1	Covering Letter	CL1452	Covering Letter_1	View Document
2	Copy of Approved Plan of the Building	AP5200	Copy of Approved Plan of the Building_2	View Document

Acknowledgement receipts can be re-printed from the **Reprint Receipt** section.

Government of Tamil Nadu
e-District

User Name: UCSC-01
Last Login | 02-Aug-2016 17:22:25

Home
Saved Application
Submitted Application
Check Status
Collection Amount
Reprint Receipt

- Revenue Department ▲
- Directorate of Boilers ▲
- Directorate of Fire and Rescue Service ▼

✔ Reprint Receipt

Sr. No.	Application Number	Service Name	Applicant Name	Date of Request	Print Receipt
2	TN-3220160802103	DFR-101 NOC for MSB Compliance	Ajith Ganeshan	02-Aug-2016	Print Receipt

After submission, application goes to the officer in-charge (Director/Deputy Director) for approval.

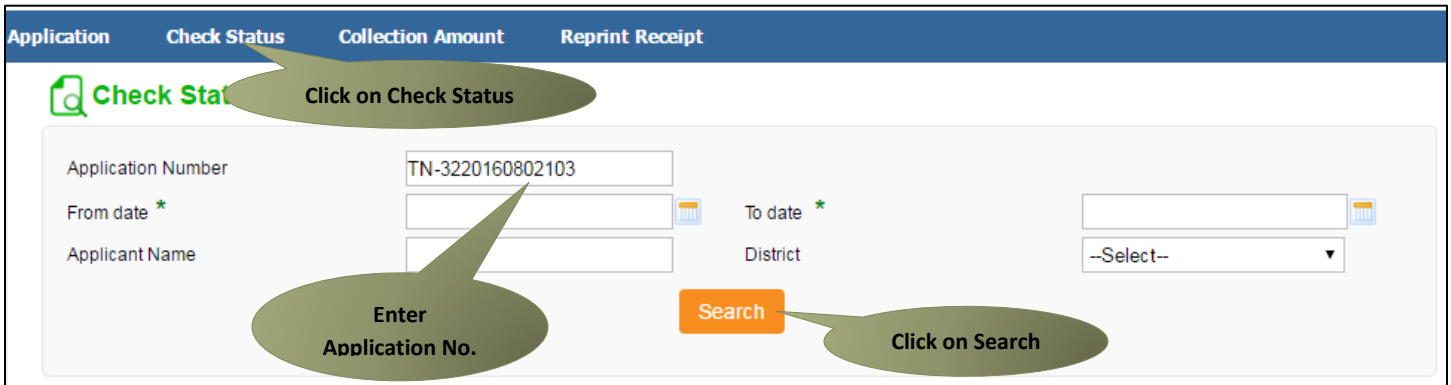
7.2. Downloading Certificate

Once the application is approved and digitally signed, the compliance certificate can be downloaded from the **Operator's desk** and handed over to the applicant.

STEP 1: Click on **Check Status**.

STEP 2: Enter **Application Number**.

STEP 3: Click on **Search**.



The screenshot shows a navigation bar with 'Application', 'Check Status', 'Collection Amount', and 'Reprint Receipt'. The 'Check Status' option is highlighted with a callout 'Click on Check Status'. Below the navigation bar is a form with the following fields:

- Application Number: TN-3220160802103 (with callout 'Enter Application No.')
- From date *
- To date *
- Applicant Name
- District: --Select--
- Search button (with callout 'Click on Search')

The application will show up.

STEP 4: Click on **Download certificate** link.


Application Number	TN-3220160802103
Applicant Name	Ajith Ganeshan
Service Name	DFR-101 NOC for MSB Compliance
View Application	View Application
Current Status	Application approved
Comment	Application approved.
Certificate	Download certificate

Uploaded Documents				
Serial No.	Document Name	File Name	View Document	
1	Covering Letter	Covering Letter_1	View Document	Click to download certificate
2	Copy of Approved Plan of the Building	Copy of Approved Plan of the Building_2	View Document	

Notes			
Officer Name:	FSDIRECTOR	Date And Time:	03-Aug-2016 01:00:50
Recommendation:	Yes	Enquiry Date	03-Aug-2016
Notes:	Application reviewed.		

The certificate will be downloaded.

The below figure shows the preview of the compliance certificate.


COMPLIANCE CERTIFICATE

Directorate of Fire and Rescue Services,
No.1, Greams Road, Thousand Light,
Chennai – 600006.

D.Dis.No. : ARI Date : 03/08/2016
C.C. No. : TN-3220160802103 / 2016

This is to certify that Multi-Storied building Group Building Sub-Division of The Fort House **consisting of 2 Floors, Basement 55000 (Area in Sq.m) ,Ground Floor 54300 (Area in Sq.m), Mezzanine 20000 (Area in Sq.m) with the equal height of 650 meters at 151 D, The Fort House, Trichy Main Road, Varanavasi, Ariyalur, Ariyalur-621704** was inspected by the Multi-Storied Building Inspection Team under the Chairmanship of Director Region .The team has checked all the Fire and Life Safety Measures provided in the building as per the norms of the National Building Code, in Part IV Fire and Life Safety 2005 and PP NOC issued vide Letter Dated: 03/08/2016 and the team has recommended for issue of Compliance Certificate. Accordingly, this Compliance Certificate is issued for this Building with the following Fire & Life Safety measures.

1. Wet riser system along with hose reel assembly and landing valve provided at all floors.
2. Manual fire alarm call point is provided at all floors
3. Yard hydrant provided at all around the building
4. Fire service inlet fitted with NRV at ground level.
5. Automatic Sprinkler system provided at all floors.
6. First aid fire fighting extinguishers provided at all floors.
7. An electrical pump and a diesel pump of each capacity 2280 LPM and an electric motor of capacity 180 LPM as a jockey pump is provided. One more electrical pump of 2280 LPM for a operating the sprinkler system should be installed before the issue of Fire Licence.
8. Underground static water storage of capacity 75000 liters and a terrace level tank of capacity 10000 liters with refilling facilities.
9. Clear side set back area of 7 mts has been provided all around the

Director,
Fire and Rescue Services
Tamil Nadu.

To

- 1) The Member Secretary,
C.M.D.A., Egmore, Chennai -8.
- 2) The Fort House
151 D, The Fort House, Trichy Main Road, Varanavasi, Ariyalur,
Ariyalur-621704

8. Disclaimer

This User manual is prepared as per the existing application; however actual screen shots may vary for few cases.