



Tamil Nadu e-District Application Training Manual

**Renewal of License under Boilers
Act (DBL-402)**

Directorate of Boilers



राष्ट्रीय इ-गवर्नेस योजना
National e-Governance Plan

Table of Content

Table of Contents

| | |
|--|----|
| 1. Project Overview..... | 3 |
| 2. General Information | 3 |
| 2.1. Tools Required | 3 |
| 2.2. Starting your Computer | 3 |
| 3. Purpose | 4 |
| 4. Scope..... | 4 |
| 5. Getting Started..... | 4 |
| 6. Services Offered under Directorate of Boilers..... | 4 |
| 7. Renewal of License under Boilers Act..... | 4 |
| 7.1. Applying for Renewal of License under Boilers Act | 4 |
| 7.2. Downloading Certificate | 14 |
| 8. Disclaimer..... | 17 |

E-DISTRICT TAMIL NADU USER MANUAL

(Government of Tamil Nadu)

1. Project Overview

Districts are the de facto front-end of government where most Government-to-Consumer or G2C interaction takes place.

The e-District project was conceptualized to improve this experience by creating an automated workflow system for the district administration and help in providing the citizen efficient department services through Common Service Centers (CSCs), the primary front end channels envisaged under the National e-Governance Plan by Department of Information Technology (DIT), Ministry of Communication and Information Technology (MCIT), Government of India.

2. General Information

Let's Start!!


2.1. Tools Required



You will be provided with the following basic infrastructure:


- Computer (CPU, Monitor, Keyboard & Mouse)
- Network Connection (as per requirement)
- Peripherals (as per requirement)
- Browser (Google chrome, Version 37)
- Uninterrupted Power Supply (UPS)

2.2. Starting your Computer

Steps

1. Ensure all cables are connected between the computer, network connection, peripherals & UPS
2. Plug the UPS to the electrical socket
3. Switch 'ON' the electrical socket
4. Switch 'ON' the UPS
5. Press the  (power button) on the computer
6. Allow the system to boot up.

| | |
|---|--|
|  | <ol style="list-style-type: none">1. Switch 'ON' the UPS only after you have switched 'ON' the power socket2. Switch 'ON' the computer only after you have switched "ON" the UPS3. Switch 'OFF' the power socket in there is an electrical spark in the socket |
|  | <ol style="list-style-type: none">4. Do not start the computer in case the UPS is not fully charged5. Do not start the computer in case any of the wires are in contact with water sources / moisture |

| | |
|---|---|
| | |
|  | 6. In case you are not sure whether the computer is connected in the right way – please contact the system engineer |

3. Purpose

This document is an integral part of e-District application user manuals. The objective of this document is to provide step-by-step assistance to the user on how to apply for Renewal of License under Boilers Act through the e-District Portal.

4. Scope

The scope of this document covers the 'Renewal of License under Boilers Act' service offered under the **Directorate of Boilers**.

5. Getting Started

Following points and guidelines may be referred while accessing the e-Sevai/e-District application:

- User must have valid username and password
- Make relevant and correct entries only
- Recheck the entries before clicking on Submit button
- Mandatory fields cannot be left blank
- Mandatory/Optional documents should be attached as per requirement
- Do not make false entries

6. Services Offered under Directorate of Boilers

Following services are offered under the Directorate of Boilers:

1. DBL-401: Registration of License under boilers act
2. DBL-402: Renewal of License under boilers act

7. Renewal of License under Boilers Act

Following section describes how to apply for renewal of license under Boilers Act through the e-District Portal:

7.1. Applying for Renewal of License under Boilers Act

STEP 1: Go to the e-Sevai (Government of Tamil Nadu) Web Portal.

STEP 2: Enter the login credentials.

Make sure 'Operator' is selected in the **Operator Type** field.


STEP 3: Enter Captcha code.

STEP 4: Click on Login.



e-Sevai Dashboard will appear.

STEP 5: Click on **Services** on the left panel.



Department Wise service listing will appear.

STEP 6: Click on **Directorate of Boilers**.

You can also switch to the **Service Wise** listing, or switch to **Search** and search a particular service using keywords.

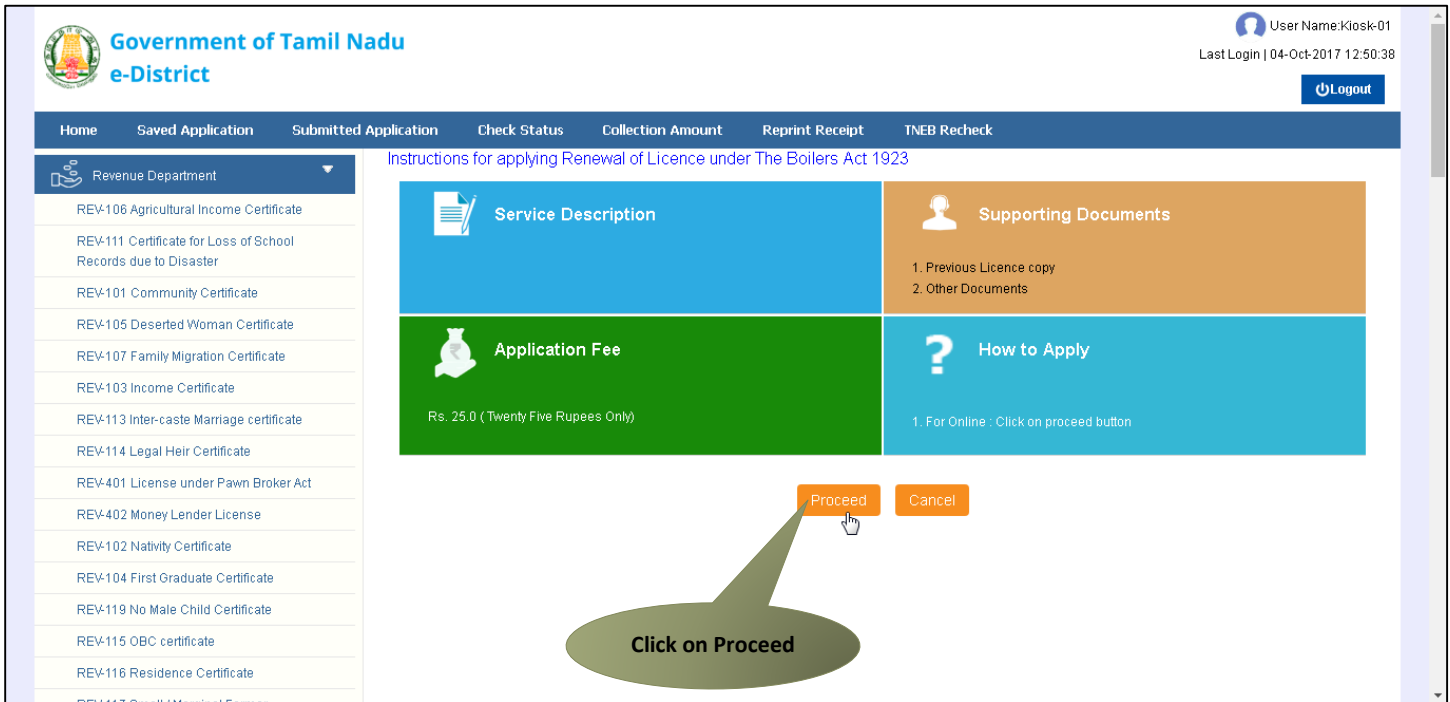
The screenshot shows the TNeGA Services page for Government of Tamil Nadu. The user is logged in as VITTAL KUMAR N. The left sidebar contains navigation options: Dashboard, Reports, and Services. Under Services, there are links for Anna University-Genrate Receipt, Reprint Receipt, and Electricity Connection Receipt. The main content area is titled 'Services' and has three tabs: DEPARTMENT WISE, SERVICE WISE, and SEARCH. The DEPARTMENT WISE tab is active, displaying a list of departments. A callout bubble points to 'Directorate of Boilers' in the list. On the right, user profile information is displayed: Name: Vittal Kumar N, Center: Ayanavaram, Center Code: TACCHN025, Counter: 1, Wallet Type: Prepaid, Wallet Amount: 62442.90, and Share: 0.00.

STEP 7: Click on **DBL-402 Renewal of License under boilers act**.

The screenshot shows the TNeGA Services page with the 'Directorate of Boilers' selected. The 'SERVICE WISE' tab is active, showing a list of services. A callout bubble points to 'DBL-402 Renewal of License under boilers act'. The page also shows a search bar, a 'Back' button, and pagination controls (Showing 1 to 3 of 3 entries). The user profile information on the right remains the same as in the previous screenshot.

You will be redirected to the Tamil Nadu e-District Web Portal.

STEP 8: Click on **Proceed** to continue.



Government of Tamil Nadu
e-District

User Name:Kiosk-01
Last Login | 04-Oct-2017 12:50:38
Logout

Home Saved Application Submitted Application Check Status Collection Amount Reprint Receipt TNEB Recheck

Revenue Department

Instructions for applying Renewal of Licence under The Boilers Act 1923

Service Description

Supporting Documents

1. Previous Licence copy
2. Other Documents

Application Fee

Rs. 25.0 (Twenty Five Rupees Only)

How to Apply

1. For Online : Click on proceed button

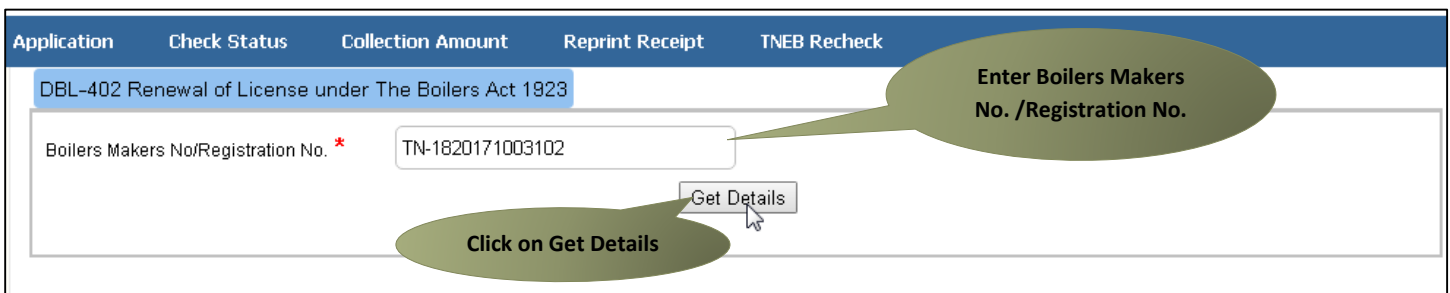
Proceed Cancel

Click on Proceed

Application renewal form will appear.

STEP 9: Enter **Boilers Makers Number/ Registration Number** in the available field.

STEP 10: Click on **Get Details**.



Application Check Status Collection Amount Reprint Receipt TNEB Recheck

DBL-402 Renewal of License under The Boilers Act 1923

Boilers Makers No/Registration No. * TN-1820171003102

Get Details

Enter Boilers Makers No. /Registration No.

Click on Get Details

Boiler Details and **Contact Details** will appear.

| Application | Check Status | Collection Amount | Reprint Receipt | TNEB Recheck |
|---|--|-----------------------|---|--------------|
| DBL-402 Renewal of License under The Boilers Act 1923 | | | | |
| Boilers Makers No/Registration No. * | <input type="text" value="TN-1820171003102"/> | | | |
| | <input type="button" value="Get Details"/> | | | |
| Boiler Details | | | | |
| Registration No of Boiler * | <input type="text"/> | Boiler Makers No. * | <input type="text" value="4407749"/> | |
| Boiler Rating (Total Heating surface Area in m2) * | <input type="text" value="10"/> | Type of boiler * | <input type="text" value="Horizontal multi tubular with water wall"/> | |
| Sub Type of Boiler * | <input type="text" value="Great Combustion"/> | | | |
| Place of Manufacture * | <input type="text" value="United Kingdom"/> | Year of Manufacture * | <input type="text" value="2011"/> | |
| Maximum Continuous Evaporation * | <input type="text" value="2500"/> | Name of Owner * | <input type="text" value="Satyajeet Dubey"/> | |
| Situation of Boiler * | <input type="text" value="1089, Chitradipet Agrasen Street, Velur, Perambalur ,"/> | | | |
| Contact Details | | | | |
| Phone / Landline No. with STD Code | <input type="text"/> | Mobile Number * | <input type="text" value="9654940607"/> | |
| Email Id | <input type="text"/> | | | |
| | <input type="button" value="Submit"/> <input type="button" value="Cancel"/> | | | |

STEP 11: Enter the **Registration Number of boiler** in the available field, update contact details (if required) and click on **Submit**.

Boiler Details

| | | | |
|--|---|---------------------|--|
| Registration No of Boiler * | TN-1820171003102 | Boiler Makers No. * | 4407749 |
| Boiler Rating (Total Heating surface Area in m2) * | 10 | | Horizontal multi tubular with water wall |
| Sub Type of Boiler * | Great Combustion | | |
| Place of Manufacture * | United Kingdom | Year of Manufacture | 2011 |
| Maximum Continuous Evaporation * | 2500 | Name of Owner * | Satyajeet Dubey |
| Situation of Boiler * | 1089, Chitradipet Agrasen Street, Velur, Perambalur , | | |

Contact Details

| | |
|------------------------------------|-----------------|
| Phone / Landline No. with STD Code | Mobile Number * |
| | 9654940607 |
| Email Id | |

Documents page will appear. Here, you can upload any other required document.

STEP 12: Attach the documents in prescribed file size and file type. Uploaded documents will be shown at the bottom.

Please note that the 'Upload' button will appear once you browse and add a document.

Application
Check Status
Collection Amount
Reprint Receipt
TNEB Recheck

Upload Docs for Application No. TN-3120171004104

List of Documents

1. Previous Licence copy
2. Other Documents Mandatory
Optional

Select Document * Other Documents Document No. * 2

+ Add... Upload

Supported files types : pdf,jpeg,jpg,png
Supported file size of document : 200 KB
Supported file size of photo : 50 KB

| Serial No. | Document Name | Document Number | File Name | Delete |
|------------|-----------------------|-----------------|-------------------------|--------|
| 1 | Previous Licence copy | 1 | Previous Licence copy_1 | ✘ |

Make Payment
Back

STEP 13: After uploading the documents, click on 'Make Payment'.

Supported file size of photo : 50 KB

| Serial No. | Document Number | File Name | Delete |
|------------|-----------------|-------------------------|--------|
| 1 | 1 | Previous Licence copy_1 | ✘ |
| 2 | 2 | Other Documents_2 | ✘ |

Payments page will appear. Applicable amount (Govt. Fee and Service Fee) will be shown as per the details of boiler provided by the applicant. Payment can be made through Bank Challan.

STEP 14: Enter Challan details and click on 'Make Payment'.

Application Check Status Collection Amount Reprint Receipt TNEB Recheck

Confirm

Payment Type * Challan

Challan No. * Challan Date *

Govt Fees * Service Fees *

Upload Challan Copy * + Add... ✘ Clear All

Challan Copy Uploaded Successfully

[Download Uploaded Challan Copy](#)

Payment confirmation page will appear.

STEP 15: Click on 'Confirm Payment'.

| Application | Check Status | Collection Amount | Reprint Receipt | TNEB Recheck |
|---------------------|---|-------------------|-----------------|--------------|
| Confirm | | | | |
| Application Number | TN-3120171004104 | | | |
| Applicant Name | Satyajeet Dubey | | | |
| Date of Application | 04-Oct-2017 | | | |
| Service Name | Renewal of Licence under The Boilers Act 1923 | | | |
| Mode Of Payment | Challan | | | |
| Government Fees | 1530.00 | | | |
| Service Charge | 25.00 | | | |
| Total | 25.00 | | | |

[Confirm payment](#)

Acknowledgement receipt will be shown.

STEP 16: Click on **Print Receipt** to print the receipt.

| Application | Check Status | Collection Amount | Reprint Receipt | TNEB Recheck |
|--------------------------------|---|-------------------|-----------------|--------------|
| Acknowledgement Receipt | | | | |
| Application Number | TN-3120171004104 | | | |
| Applicant Name | Satyajeet Dubey | | | |
| Service Name | DBL-402 Renewal of Licence under The Boilers Act 1923 | | | |
| Service Charge | 25.00 | | | |
| Total | 25.00 | | | |

[Print receipt](#)

Click to print receipt

The below figure shows the preview of the acknowledgement receipt.

|  தமிழ்நாடு அரசு / Government of Tamil Nadu இ-சேவை மையம் / e-Sevai Centre | | |
|--|---|---|
| ஒப்புக்கை / ACKNOWLEDGEMENT | | |
| ரசுதி எண் / Receipt No. : TN-3120171004104 விண்ணப்பதாரர் / Applicant Name : Satyajeet Dubey துறையின் பெயர் / Department Name : கொதிகலன் இயக்குநரகம் / Directorate of Boilers | விண்ணப்ப எண் / Application No. : TN-3120171004104 விண்ணப்பித்த தேதி / Application date : 04-Oct-2017 விண்ணப்பித்த சேவை / Applied for Service : DBL-402 Renewal of Licence under The Boilers Act 1923 | |
| பணம் செலுத்திய விவரம் / Payment Details | | |
| விவரங்கள் / Particulars | செலுத்தும் முறை / Payment Mode | செலுத்தப்பட்ட தொகை (ரூ) / Amount Paid |
| விண்ணப்ப கட்டணம் / Application Fees | Cash | 0.0 |
| இ-சேவை மையக் கட்டணம் / e-Sevai Centre Charges | | 25.00 |
| ரூபாய் எழுத்துக்களில் / Amount in words (Rs): Twenty Five Rupees Only | | மொத்தம் / Total : 25.00 |
| மையப் பெயர் & குறியீட்டு எண் / Centre Code & Type : null - null | | கையொப்பம் / Signature of the Centre Operator |
| <p>மேலே குறிப்பிட்டுள்ள அனைத்து விவரங்களையும் சரிபார்த்து கொள்ளவும். உங்கள் விண்ணப்ப நிலையை தெரிந்து கொள்ள பின்வரும் இணையதளத்தில் பார்க்கவும் 110.172.171.189/neda/VerifyCerti.xhtml. உங்கள் விண்ணப்பத்தை உயர் அதிகாரி ஒப்புதல் அளித்த பிறகு டிஜிட்டல் கையொப்பமிட்ட சான்றிதழை பெற்றுக்கொள்ளலாம் / Kindly check correctness of all the details furnished above. To Check the Application Status see the URL 110.172.171.189/neda/VerifyCerti.xhtml. After your application is approved by the approving authority, you can obtain the digitally signed certificate.</p> | |  |

Please Note:

After submission, the application will be saved as draft. You can find draft applications under the **Saved Application** section and upload documents or make payment as required.

Application Check Status Collection Amount Reprint Receipt TNEB Recheck

Saved Application

| | Application Number | Service Name | Applicant Name | Date of Request | Status | Document Status |
|----------------------------------|--------------------|---|-----------------|-----------------|--------|-----------------|
| | TN-3120171004104 | | | | | |
| <input checked="" type="radio"/> | TN-3120171004104 | DBL-402 Renewal of Licence under The Boilers Act 1923 | Satyajeet Dubey | 04-Oct-2017 | Saved | Pending |

Application No. TN-3120171004104

All Mandatory Document not uploaded

Submitted applications can be viewed under the **Submitted Application** section.

Application Check Status Collection Amount Reprint Receipt TNEB Recheck

Submitted Application

| Sr. No. | Application Number | Service Name | Applicant Name | Date of Request | Status | Certificate |
|---------|--------------------|---|-----------------|-----------------|------------------------------|-------------|
| | TN-3120171004104 | | | | | |
| 1 | TN-3120171004104 | DBL-402 Renewal of Licence under The Boilers Act 1923 | Satyajeet Dubey | 04-Oct-2017 | Check Status | NA |

The current status of an application can be checked from the **Check Status** section.

Check Status

Application Number:

From date * To date *

Applicant Name: District:

| | |
|--------------------|---|
| Application Number | TN-3120171004104 |
| Applicant Name | Satyajeet Dubey |
| Service Name | DBL-402 Renewal of Licence under The Boilers Act 1923 |
| View Application | View Application |
| Current Status | Application submitted to deputy director |
| Comment | Submitted |

Uploaded Documents

| Serial No. | Document Name | Document Number | File Name | View Document |
|------------|-----------------------|-----------------|-------------------------|-------------------------------|
| 1 | Previous Licence copy | 1 | Previous Licence copy_1 | View Document |
| 2 | Other Documents | 2 | Other Documents_2 | View Document |

Acknowledgement receipts can be re-printed from the **Reprint Receipt** section.

Reprint Receipt

| Sr. No. | Application Number | Service Name | Applicant Name | Date of Request | Print Receipt |
|---------|--------------------|---|-----------------|-----------------|-------------------------------|
| 1 | TN-3120171004104 | DBL-402 Renewal of Licence under The Boilers Act 1923 | Satyajeet Dubey | 04-Oct-2017 | Print Receipt |

Navigation buttons: <<<< < > >>>>

7.2. Downloading Certificate

Once the application is approved and digitally signed, the boiler certificate can be downloaded from the **Operator's desk** and handed over to the applicant.

STEP 1: Click on **Check Status**.

STEP 2: Enter **Application Number**.

STEP 3: Click on **Search**.

Application **Check Status** Collection Amount Reprint Receipt TNEB Recheck

Check Status

Application Number: **Click on Check Status**

From date * To date *

Applicant Name District: **Enter Application No.**

Click on Search

The application will show up.

STEP 4: Click on **Download certificate** link.

| | |
|--------------------|---|
| Application Number | TN-3120171004104 |
| Applicant Name | Satyajeet Dubey |
| Service Name | DBL-402 Renewal of Licence under The Boilers Act 1923 |
| View Application | View Application |
| Current Status | Application Approved |
| Comment | Application approved. |
| Certificate | Download certificate Click to download certificate |

| Uploaded Documents | | | | |
|--------------------|-----------------------|---------|-------------------------|---------------|
| Serial No. | Document Name | Docu... | File Name | View Document |
| 1 | Previous Licence copy | 1 | Previous Licence copy_1 | View Document |
| 2 | Other Documents | 2 | Other Documents_2 | View Document |

The certificate will be downloaded.

The figure below shows the preview of the boiler certificate.

DIRECTORATE OF BOILERS, TAMIL NADU
CERTIFICATE FOR THE USE OF A BOILER
(Regulation 389)
FORM VI

| | |
|---|--|
| Registry No. of boiler : TN-1820171003102 | Type of Boiler : Horizontal multi tubular with water |
| Boiler Rating : 10 m ² | Place and year of manufacture : United Kingdom 2011 |
| Maximum Continuous Evaporation : 2500 | |
| Name of Owner : Satyajeet Dubey | |
| Situation of Boiler : 1089, Chitradipet Agrasen Street Street, Velur Revenue Village, Perambalur Taluk, Perambalur District | |
| Repairs : Replace a heat exchanger | |
| Remarks : Replacement of heat exchanger required. | |

Hydraulically Tested on 04-10-2017 to 15 Kg/CM² (psi).

I, hereby certify that the above described boiler is permitted by me/The Deputy Director or Senior Assistant Director under the provisions of Section 7/8 of The Boilers Act, No. V of 1923, to be worked at a maximum pressure of 12 lbs per square inch/kg/cm² for the period from 01-10-2014 to 04-10-2017.

The loading of the Guide Pressure Valve safety valve is not to be exceed 5kg/cm².

I further certify that the main steam pipe was tested hydraulically to a pressure of 12 lbs per square inch/kg/cm² last on 04-10-2017.

Dated : 04/10/2017

Issuing Authority

Conditions

(Reverse of Form VI.)

- (1) No Structural alteration, addition or renewal shall be made to the boiler otherwise than in accordance with Section 2 of the Act.
 - (2) Under the provisions of Section 8 of the Act, this certificate shall cease to be in force:-
 - (a) On the expiry of the period for which it was granted; or
 - (b) When any accident occurs to the boiler; or
 - (c) When the boiler is moved, the boiler not being a vertical boiler the heating surface of which is less than two hundred square feet of a portable or vehicular boiler; or
 - (d) When any Structural alteration, addition or renewal is made in or to the boiler; or
 - (e) If the Chief Inspector in any particular case so directs when any structural alteration, addition or renewal is made in or to any steam pipe attached to the boiler; or
 - (f) On the Communication to the owner of the boiler of an order of the Chief Inspector of Inspector prohibiting its use on the ground that it or any steam pipe attached there to in a dangerous condition.
- Under Section 10 of the Act, When the period of a certificate relating to a boiler has expired, the owner shall, provided that he has applied, before of that period for a renewal of the certificate be entitled to use the boiler at the maximum pressure entered in the former certificate, pending the issue of orders on the application. But this shall not be deemed to authorise the use of a boiler in any of the cases referred to in Clauses (b), (c), (e), and (f) of sub-section 8 occurring after the expiry of the period of certificate.
- (3) The Boiler shall not be used at a pressure greater than the pressure entered in the Certificate as maximum pressure, nor with the safety valve set to a pressure exceeding such maximum pressure.
 - (4) The Boiler shall not be used otherwise than in condition which the owner reasonably believed to be compatible with safe working.

N.B. - Details regarding this boiler are recorded in Registration Book No of which a copy may be obtained on payment on application to the Chief Inspector.

8. Disclaimer

This User manual is prepared as per the existing application; however actual screen shots may vary for few cases.