

Tamil Nadu e-District Application

Training Manual for

Claim Application- Manual
Board-Maternity /
Miscarriage / Termination of
Pregnancy
TWB-226

Tamil Nadu Unorganized
Workers Welfare Board



Table of Content

Table of Contents

1. Project Overview	3
2. General Information	3
2.1. Tools Required	3
2.2. Starting your Computer	3
3. Purpose	4
4. Scope	4
5. Getting Started	4
6. Services Offered under Tamil Nadu Unorganized Workers Welfare Board	4
7. TWB-226 Claim Application- Manual Board- Maternity / Miscarriage / Termination of Pregnancy	6
7.1 Applying for Claim Application- Construction Board-Maternity/Miscarriage/ Termination of Pregnancy	8
8. Disclaimer	13

E-DISTRICT TAMIL NADU USER MANUAL (Government of Tamil Nadu)

1. Project Overview

Districts are the de facto front-end of government where most Government-to-Consumer or G2C interaction takes place.

The e-District project was conceptualized to improve this experience by creating an automated workflow system for the district administration and help in providing the citizen efficient department services through Common Service Centers (CSCs), the primary front end channels envisaged under the National e-Governance Plan by Department of Information Technology (DIT), Ministry of Communication and Information Technology (MCIT), Government of India.

2. General Information

Let's Start!!


2.1. Tools Required

You will be provided with the following basic infrastructure:

- Computer (CPU, Monitor, Keyboard & Mouse)
- Network Connection (as per requirement)
- Peripherals (as per requirement)
- Browser (Google chrome, Version 37)
- Uninterrupted Power Supply (UPS)



2.2. Starting your Computer

Steps

1. Ensure all cables are connected between the computer, network connection, peripherals & UPS
2. Plug the UPS to the electrical socket
3. Switch 'ON' the electrical socket
4. Switch 'ON' the UPS
5. Press the  (power button) on the computer
6. Allow the system to boot up.



1. Switch 'ON' the UPS only after you have switched 'ON' the power socket
2. Switch 'ON' the computer only after you have switched 'ON' the UPS
3. Switch 'OFF' the power socket in there is an electrical spark in the socket

	4. Do not start the computer in case the UPS is not fully charged 5. Do not start the computer in case any of the wires are in contact with water sources / moisture
	6. In case you are not sure whether the computer is connected in the right way - please contact the system engineer

3. Purpose

This document is an integral part of e-District application user manuals. The objective of this document is to provide step-by-step assistance to the user on how to apply for 'Claim Application- Manual Board- Maternity / Miscarriage / Termination of Pregnancy' through the e-District Portal.

4. Scope

The scope of this document covers the 'Claim Application- Manual Board- Maternity / Miscarriage / Termination of Pregnancy' service offered under the **Tamil Nadu Unorganized Workers Welfare Board**.

5. Getting Started

Following points and guidelines may be referred while accessing the e-Sevai/e-District application:

- User must have valid username and password
- Make relevant and correct entries only
- Recheck the entries before clicking on Submit button
- Mandatory fields cannot be left blank
- Mandatory/Optional documents should be attached as per requirement
- Do not make false entries

6. Services Offered under Tamil Nadu Unorganized Workers Welfare Board

Following services are offered under the Revenue Department:

1. TWB-201 Claim Registration
2. TWB-202 Claim Renewal
3. TWB-203 Claim Updation
4. TWB-204 Claim Application- Construction Board - Accident Death at worksite
5. TWB-205 Claim Application-Construction Board-Compensation for accidental death and disability
6. TWB-206 Claim Application-Construction Board-Disability Pension
7. TWB-207 Claim Application-Construction Board-Education Assistance for 10th /12th Standard pass

8. TWB-208 Claim Application-Construction Board-Educational Assistance for girl children studying 10th / 11th / 12th
9. TWB-209 Claim Application-Construction Board-Educational Assistance for Higher Education
10. TWB-210 Claim Application-Construction Board-Educational Assistance for studying in 6th/7th/8th/9th
11. TWB-211 Claim Application-Construction Board-Family pension
12. TWB-212 Claim Application-Construction Board-Funeral Expenses / Natural Death
13. TWB-213 Claim Application-Construction Board-Marriage Assistance
14. TWB-214 Claim Application-Construction Board-Maternity / Miscarriage / Termination of Pregnancy
15. TWB-215 Claim Application-Construction Board-Pension
16. TWB-216 Claim Application-Construction Board-Reimbursement of purchase of spectacles
17. TWB-217 Claim Application-Manual Board-Compensation for accidental death and disability
18. TWB-218 Claim Application-Manual Board-Disability Pension
19. TWB-219 Claim Application-Manual Board-Education Assistance for 10th /12th Standard pass
20. TWB-220 Claim Application-Manual Board-Educational Assistance for girl children studying 10th / 11th / 12th
21. TWB-221 Claim Application-Manual Board-Educational Assistance for Higher Education
22. TWB-222 Claim Application-Manual Board-Educational Assistance for studying in 6th/7th/8th/9th
23. TWB-224 Claim Application-Manual Board-Funeral Expenses / Natural Death
24. TWB-225 Claim Application-Manual Board-Marriage Assistance
25. TWB-226 Claim Application-Manual Board-Maternity / Miscarriage / Termination of Pregnancy
26. TWB-227 Claim Application-Manual Board-Pension
27. TWB-228 Claim Application-Manual Board-Reimbursement of purchase of spectacles
28. TWB-229 Claim Application-Driver Board-Compensation for accidental death and disability
29. TWB-230 Claim Application-Driver Board-Disability Pension
30. TWB-231 Claim Application-Driver Board-Education Assistance for 10th /12th Standard pass
31. TWB-232 Claim Application-Driver Board-Educational Assistance for girl children studying 10th / 11th / 12th
32. TWB-233 Claim Application-Driver Board-Educational Assistance for Higher Education
33. TWB-234 Claim Application-Driver Board-Educational Assistance for studying in 6th/7th/8th/9th
34. TWB-236 Claim Application-Driver Board-Funeral Expenses / Natural Death
35. TWB-237 Claim Application-Driver Board-Marriage Assistance

- 36. TWB-238 Claim Application-Driver Board-Maternity / Miscarriage / Termination of Pregnancy
- 37. TWB-239 Claim Application-Driver Board-Pension
- 38. TWB-240 Claim Application-Driver Board-Reimbursement of purchase of spectacles
- 39. TWB-241 Claim Application - Return
- 40. TWB-242 ID Card Download
- 41. TWB-243 Claim Application - Amendment
- 42. TWB-244 Claim Application - Transfer
- 43. TWB-245 Housing Scheme
- 44. TWB-246 Live certificate for Pensioner

7. TWB-226 Claim Application- Manual Board- Maternity / Miscarriage / Termination of Pregnancy

Following steps describe how to apply for Claim Application- Manual Board- Maternity / Miscarriage / Termination of Pregnancy through the e-District Portal:

- STEP 1:** Go to the e-Sevai (Government of Tamil Nadu) Web Portal.
- STEP 2:** Enter the login credentials.
- STEP 3:** Enter Captcha code.
- STEP 4:** Click on Login.

e-Sevai Dashboard will appear.



The screenshot shows the TNeGA Government of Tamil Nadu e-Sevai dashboard. The page has a green header with the TNeGA logo and navigation links: Home, About e-Sevai, Government Orders, e-Sevai, Contact Us, and Help. The main content area is divided into several sections: TNeGA (with a map of Tamil Nadu), Important Links (Government Orders, Tenders, Documents, Job Opportunities, Maps), Latest News (Locate your near by e-Sevai, List of Services Offered in e-Sevai Centres, List of Services offered through Institution), and Sign In. The Sign In section contains a form with fields for Username (tnelcchn010-01), Password (masked with asterisks), Operator (dropdown menu), and Captcha (ZNRJ2). There are also buttons for Login and Reset, and a link for Forgot Password. Callout boxes highlight the following steps: 'Enter Login ID and Password' pointing to the Username field, 'Enter Captcha' pointing to the Captcha field, and 'Click on Login' pointing to the Login button.

The screenshot shows the TNeGA dashboard for the Government of Tamil Nadu. The header includes the TNeGA logo, the Government of Tamil Nadu emblem, and the e-Sevai logo with the text 'இணைய சேவை இனிய சேவை'. The user is logged in as 'OPERATOR 1'. The left sidebar contains menu items: DASHBOARD, REPORTS, WALLET RECHARGE, SERVICES, WALLET RECHARGE RECEIPT REPRINT, and ANNA UNIVERSITY-GENERATE RECEIPT. The main content area displays five summary cards for different time periods: Today (1), Current Week (1), Current Month (6), Last Week (1), and Last Month (17). A green callout bubble with the text 'Click on Services' points to the 'SERVICES' menu item in the sidebar.

Department Wise service listing will appear.

STEP 6: Click on **Tamil Nadu Unorganized Workers welfare Board**

You can also switch to the **Service Wise** listing, or switch to **Search** and search a particular service using keywords.

The screenshot shows the 'Services' page in the TNeGA application. The header includes the Directorate of e-Governance, Tamil Nadu e-Governance Agency logo, the TNeGA logo, and the e-Sevai logo with the text 'இனிய சேவை இணைய சேவை'. The user is logged in as 'ARAVINTH' with ID 'TNTACTRI015-01'. The left sidebar contains menu items: Dashboard, Reports, Services, Wallet Recharge Reprint, Receipt, and Bank Details. The main content area is titled 'Services' and has three tabs: DEPARTMENT WISE, SERVICE WISE, and SEARCH. Under the DEPARTMENT WISE tab, a list of departments is shown, with 'Tamil Nadu Unorganised Workers Welfare Board' highlighted in red. A green callout bubble with the text 'Department Name' points to this highlighted item. On the right side, there is a user profile summary for 'Aravinth' with details: Center: Madhavaperumalkoil Panchayat-TACTV TACTRI015, Counter: 1, Wallet Type: Prepaid, Wallet Amount: 8838.00, and Share: 0.00.

STEP 7: Click on ClaimApplication- Manual Board- Maternity/Miscarriage/Termination of Pregnancy



Services

DEPARTMENT WISE: Tamil Nadu Unorganised Workers Welfare Board

SERVICE WISE: 10 records per page

SEARCH: [Search Box]

- Claim Application-Manual Board-Educational Assistance for studying in 6th/7th/8th/9th
- Claim Application-Manual Board-Funeral Expenses / Natural Death
- Claim Application-Manual Board-Marriage Assistance
- Claim Application-Manual Board-Maternity / Miscarriage / Termination of Pregnancy**
- Claim Application-Manual Board-Pension
- Claim Application-Manual Board-Reimbursement of purchase of spectacles
- ID Card Download
- Registration
- Renewal
- Return

Name: Aravinth

Center: Madhavaperumalkoil Panchayat - TACTV

Center Code: TACTRI015

Counter: 1

Wallet Type: Prepaid

Wallet Amount: 8638.00

Share: 0.00

You will be redirected to the service page on the Tamil Nadu Unorganized Workers Welfare Board Web Portal.

7.1 Applying for Claim Application- Construction Board-Maternity/Miscarriage/ Termination of Pregnancy

SECTION1: Applicant Aadhaar and Registration Details

Applicant are used to fill this form with proper details

FORM - G
[See clause 17(3)]
APPLICATION FOR PAYMENT OF MATERNITY ASSISTANCE FOR PREGNANCY OR MISCARRIAGE OR TERMINATION OF PREGNANCY BY A REGISTERED WOMEN CONSTRUCTION WORKER / மகப்பேறு (கர்ப்பம், கருக்கலைப்பு, கருச்சிதைவு) உதவி பெறுவதற்கான விண்ணப்பம்

Aadhaar Verification

Aadhaar No / ஆதார் எண்
***** ✓ Verified

Personal Details / தனிப்பட்ட விவரங்கள்

Board Name / வாரியத்தின் பெயர் *
TN Construction WWB / தமிழ்நாடு கட்டுமானத் தொழிலாளர்க

Registration No / பதிவு செய்யப்பட்ட எண் *
01BEND300001

Registration date / பதிவு செய்யப்பட்ட தேதி *
08-10-2020

Renewal date / புதுப்பிக்கப்பட்ட தேதி *
07-10-2025

Aadhaar No / ஆதார் எண் *
[Empty Field]

Aadhaar / ஆதார் அட்டை * -
Choose File No file chosen

Name of the Worker *
Balaji

Note: (தாங்கள் 500 KB க்குள் உள்ள jpeg, jpg, png, pdf முறையில் பதிவேற்றம் செய்யலாம்)

View

Applicants are used to provide age, gender, DOB

தொழிலாளியின் பெயர் * <input type="text" value="பாலாஜி"/>	Name of the Father / Husband * <input type="text" value="mani"/>
தந்தை / கணவரின் பெயர் * <input type="text"/>	Mobile Number / தொலைபேசி எண் * <input type="text" value="8220914822"/>
Gender / பாலினம் * <input type="text" value="Female"/>	
Date of birth / பிறந்த தேதி * <input type="text" value="01-04-1988"/>	Age / வயது * <input type="text" value="32"/>
Age Proof / வயது சான்று (ஏதேனும் ஒன்று) * <input type="text" value="Ration Card"/>	Upload document(Evidence of Age Proof) / வயதுக்கான சான்று ஆவணம் பதிவேற்றவும் (Original/அசல்) * <input type="button" value="View"/>
Community / சாதி * <input type="text" value="SC"/>	Community Certificate / Self declaration for SC/ST / சாதி சான்றிதழ் / சுய சான்றிதழ் ஆவணம் பதிவேற்றவும் <input type="button" value="View"/>
Marital Status / திருமண நிலை * <input type="text" value="Married"/>	
Ration card / குடும்ப அட்டை எண் * <input type="text" value="213123213213213"/>	Document (Ration card) / குடும்ப அட்டை * <input type="button" value="Choose File"/> No file chosen Note: (தாங்கள் 500 KB க்குள் உள்ள jpeg, jpg, png, pdf முறையில் பதிவேற்றம் செய்யலாம்) <input type="button" value="View"/>

SECTION 3: Address details

Applicant are used to select district, taluk and village name and contact details

Address / முகவரி	
House / Door No. / கதவு எண் <input type="text" value="23"/>	
Address Line 1 <input type="text" value="villivakkam"/>	தெரு முகவரி <input type="text" value="வில்லிவாக்கம்"/>
Address Line 2 <input type="text" value="villivakkam"/>	தெரு முகவரி <input type="text" value="வில்லிவக்கா"/>
State / மாநிலம் <input type="text" value="Tamil Nadu"/>	District / மாவட்டம் <input type="text" value="Chennai"/>
Taluk / வட்டம் <input type="text" value="Egmore"/>	Village / Town / City <input type="text" value="villivakkam"/>
கிராமம் / நகரம் <input type="text" value="வில்லிவாக்கம்"/>	Pincode / அஞ்சல் குறியீடு <input type="text" value="600049"/>
Maternity Details / மகப்பேறு விவரங்கள்	
Maternity Details / மகப்பேறு விவரங்கள்	
Registration card / பதிவு அட்டை(Original/அசல்) * <input type="button" value="Choose File"/> No file chosen Note: (தாங்கள் 500 KB க்குள் உள்ள jpeg, jpg, png, pdf முறையில் பதிவேற்றம் செய்யலாம்)	Claim Verification Certificate / நலத்திட்ட உறுதிமொழி சான்று (Original/அசல்) * <input type="button" value="Choose File"/> No file chosen Note: (தாங்கள் 500 KB க்குள் உள்ள jpeg, jpg, png, pdf முறையில் பதிவேற்றம் செய்யலாம்) <input type="button" value="View"/>

SECTION 4: Bank Details

Applicant are used to fill with correct bank details

Particulars of the surviving son/daughter / உங்களுடன் வாழும் குழந்தைகள் பற்றிய விவரங்கள்

Number of children / குழந்தைகளின் எண்ணிக்கை *

Select

Maternity Type / மகப்பேறு வகை *

Pregnancy/கர்ப்பம் Miscarriage/கருச்சிதைவு Termination of Pregnancy/கருக்கலைப்பு

Bank Details / வங்கி விவரங்கள்வங்கி கணக்கு விவரங்களை மாற்ற வேண்டுமா?

Bank Name / வங்கியின் பெயர் *

BANK OF INDIA

Branch Name / கிளையின் பெயர் *

villivakkam

Bank Account Number / வங்கி கணக்கு எண் *

22432432432432432

Re-Enter Bank Account Number / வங்கி கணக்கு எண் *

22432432432432432

MICR Code / MICR குறியீடு *

655658787

IFSC Code / IFSC குறியீடு *

asadsds2323

Upload Bank passbook front page / வங்கி கணக்கு புத்தகத்தின் முதல் பக்கத்தை பதிவேற்றம் செய்யவும் (Original/அசல்)*

Choose File | No file chosen

Note: (தாங்கள் 500 KB க்குள் உள்ள jpeg, jpg, png, pdf முறையில் பதிவேற்றம் செய்யலாம்)

Upload Last Transaction page of the passbook / வங்கி கணக்கு புத்தகத்தில் கடைசி பரிவர்த்தனை பக்கத்தை பதிவேற்றம் செய்யவும் (Original/அசல்)*

Choose File | No file chosen

Note: (தாங்கள் 500 KB க்குள் உள்ள jpeg, jpg, png, pdf முறையில் பதிவேற்றம் செய்யலாம்)

SECTION 5: Photo Proof

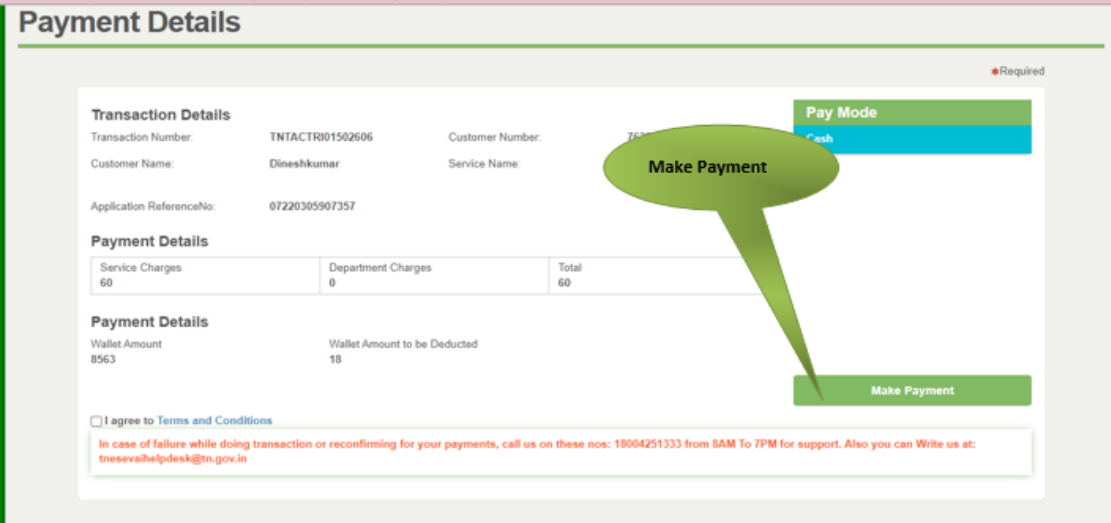
Applicants are supposed to upload their photo before submitting the application

தொழிலாளியின் நேரடி புகைப்படம்

Your captured image will appear here...

SECTION 6: Make payment

After uploading the documents, click on 'Make Payment'.



Payment Details

Transaction Details

Transaction Number: TNTACTRI01502606 Customer Number: 7630
Customer Name: Dineshkumar Service Name: 7630
Application ReferenceNo: 07220305907357

Pay Mode: Cash

Payment Details

Service Charges	Department Charges	Total
60	0	60

Payment Details

Wallet Amount: 8563
Wallet Amount to be Deducted: 18

I agree to Terms and Conditions

In case of failure while doing transaction or reconfirming for your payments, call us on these nos: 18004251333 from 8AM To 7PM for support. Also you can Write us at: tnesevaihelpdesk@tn.gov.in

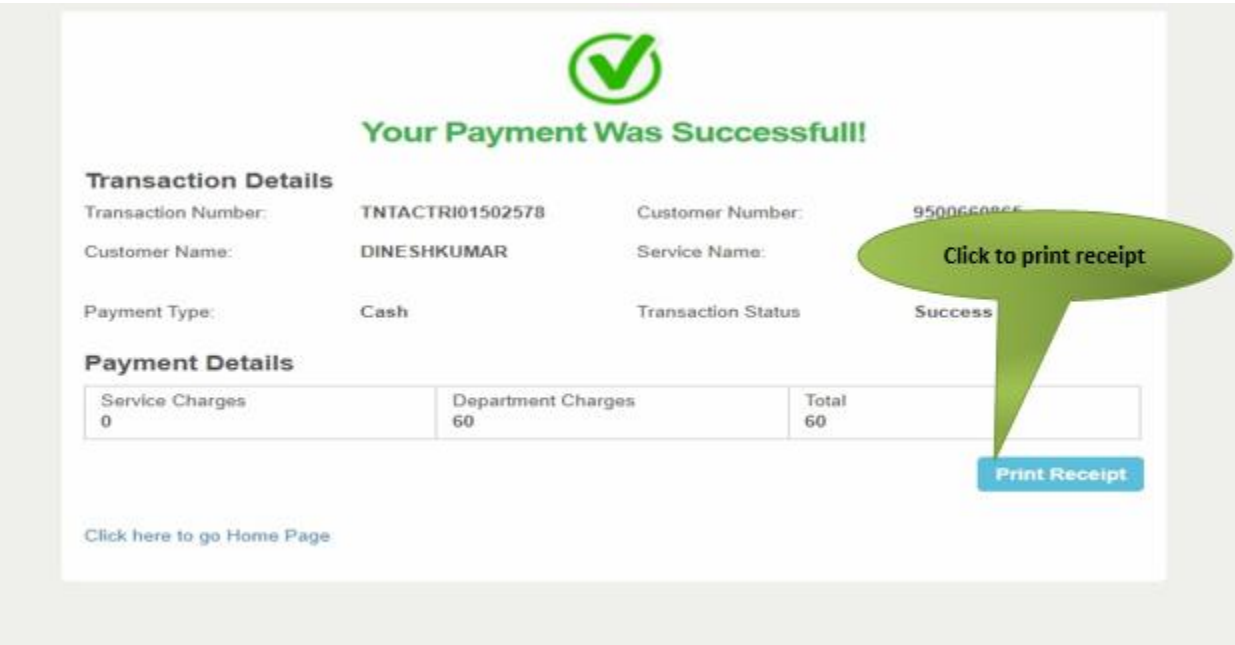
Make Payment


SECTION 7: Acknowledgement receipt

Acknowledgement receipt will be shown.

Click on **Print Receipt** to download/print the receipt.

Screenshot 1: Print Receipt





Your Payment Was Successful!

Transaction Details

Transaction Number: TNTACTRI01502578 Customer Number: 9500660866
Customer Name: DINESHKUMAR Service Name: 9500660866
Payment Type: Cash Transaction Status: Success

Payment Details

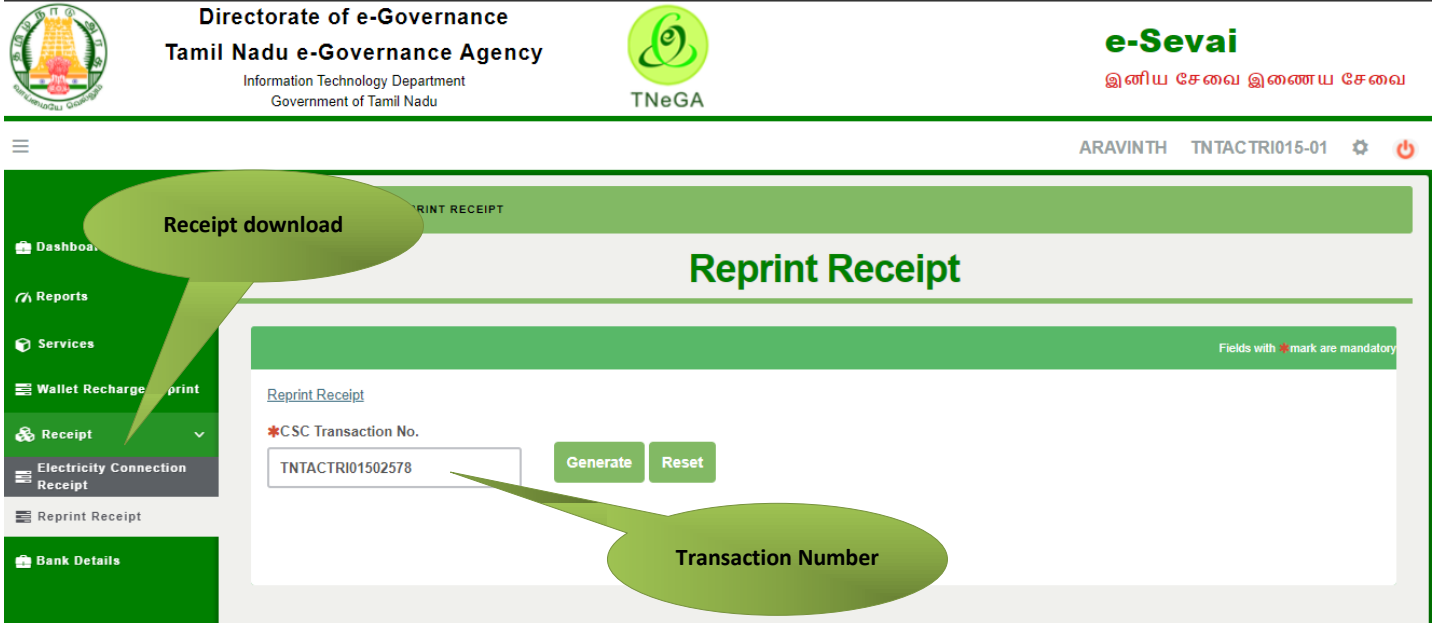
Service Charges	Department Charges	Total
0	60	60

Print Receipt

[Click here to go Home Page](#)

Screenshot 2: Receipt

Applicant has to download the receipt by using Transaction number.




தமிழ்நாடுஅரசு / Government of Tamil Nadu
ஈசேவைமையம் / e-Sevai Centre

ரசீது /RECEIPT

ரசீதுஎண்/ReceiptNo:TN-30920220702000 விண்ணப்பதாரர்பெயர்/ApplicantName:Dineshkumar துறைபெயர்/DepartmentName:தமிழ்நாடுஅமைப்புசாரா தொழிலாளர்நலவாரியம் / Tamilnadu Unorganized Worker welfare board	பரிவர்த்தனைஎண்/TransactionNo: TNELCCHN009000000630 விண்ணப்பதேதி/Applicationdate:02-07-202217:43:32 சேவைக்குவிண்ணப்பித்தார்/AppliedforService:TWB- 226Renewal
---	---

கட்டணவிவரங்கள்/PaymentDetails

விவரங்கள் / Particulars	கட்டணமுறை/ Payment Mode	பணம்செலுத்தப்பட்டது () / Amount Paid (Rs)
பில்தொகை / Bill Amount	Cash	0.00
இ-சேவைமையம் &கடண /e-Sevai CentreCharges		60.00
வார்த்தைகளில்அளவு / Amount in words (Rs): Sixty only.		மொத்தம்/ Total:60.00

மையத்தின்பெயர்&குறியீடு/ Centre Name & Code : Corporation of
Chennai Thiru-Vi-Ka Nagar(Zone VI)-ELCOT-ELCCHN009

மையஆபரேட்டரின்கையொப்பம்
/ Signature of the Centre Operator

8 Disclaimer

This User manual is prepared as per the existing application; however actual screen shots may vary for few cases.