



Tamil Nadu e-District Application

Training Manual for

Claim Renewal TWB-202

**Tamil Nadu Unorganized
Workers Welfare Board**



राष्ट्रीय इ-गवर्नेस योजना
National e-Governance Plan

Table of Content

Table of Contents

1. Project Overview	3
2. General Information	3
2.1. Tools Required	3
2.2. Starting your Computer	3
3. Purpose	4
4. Scope	4
5. Getting Started	4
6. Services Offered under Tamil Nadu Unorganized Workers Welfare Board	4
7. TWB-202 Claim Renewal	6
7.1 Applying for Claim Renewal	9
8. Disclaimer	13

E-DISTRICT TAMIL NADU USER MANUAL

(Government of Tamil Nadu)

1. Project Overview

Districts are the de facto front-end of government where most Government-to-Consumer or G2C interaction takes place.

The e-District project was conceptualized to improve this experience by creating an automated workflow system for the district administration and help in providing the citizen efficient department services through Common Service Centers (CSCs), the primary front end channels envisaged under the National e-Governance Plan by Department of Information Technology (DIT), Ministry of Communication and Information Technology (MCIT), Government of India.

2. General Information

Let's Start!!


2.1. Tools Required



You will be provided with the following basic infrastructure:


- Computer (CPU, Monitor, Keyboard & Mouse)
- Network Connection (as per requirement)
- Peripherals (as per requirement)
- Browser (Google chrome, Version 37)
- Uninterrupted Power Supply (UPS)

2.2. Starting your Computer

Steps

1. Ensure all cables are connected between the computer, network connection, peripherals & UPS
2. Plug the UPS to the electrical socket
3. Switch 'ON' the electrical socket
4. Switch 'ON' the UPS
5. Press the  (power button) on the computer
6. Allow the system to boot up.

	<ol style="list-style-type: none">1. Switch 'ON' the UPS only after you have switched 'ON' the power socket2. Switch 'ON' the computer only after you have switched 'ON' the UPS3. Switch 'OFF' the power socket in there is an electrical spark in the socket
	<ol style="list-style-type: none">4. Do not start the computer in case the UPS is not fully charged5. Do not start the computer in case any of the wires are in contact with water

	sources / moisture
	6. In case you are not sure whether the computer is connected in the right way - please contact the system engineer

3. Purpose

This document is an integral part of e-District application user manuals. The objective of this document is to provide step-by-step assistance to the user on how to apply for 'Claim Renewal' through the e-District Portal.

4. Scope

The scope of this document covers the 'Claim Renewal' service offered under the **Tamil Nadu Unorganized Workers Welfare Board**.

5. Getting Started

Following points and guidelines may be referred while accessing the e-Sevai/e-District application:

- User must have valid username and password
- Make relevant and correct entries only
- Recheck the entries before clicking on Submit button
- Mandatory fields cannot be left blank
- Mandatory/Optional documents should be attached as per requirement
- Do not make false entries

6. Services Offered under Tamil Nadu Unorganized Workers Welfare Board

Following services are offered under the Revenue Department:

1. TWB-201 Claim Registration
2. TWB-202 Claim Renewal
3. TWB-203 Claim Updation
4. TWB-204 Claim Application- Construction Board - Accident Death at worksite
5. TWB-205 Claim Application-Construction Board-Compensation for accidental death and disability
6. TWB-206 Claim Application-Construction Board-Disability Pension
7. TWB-207 Claim Application-Construction Board-Education Assistance for 10th /12th Standard pass
8. TWB-208 Claim Application-Construction Board-Educational Assistance for girl children studying 10th / 11th / 12th

9. TWB-209 Claim Application-Construction Board-Educational Assistance for Higher Education
10. TWB-210 Claim Application-Construction Board-Educational Assistance for studying in 6th/7th/8th/9th
11. TWB-211 Claim Application-Construction Board-Family pension
12. TWB-212 Claim Application-Construction Board-Funeral Expenses / Natural Death
13. TWB-213 Claim Application-Construction Board-Marriage Assistance
14. TWB-214 Claim Application-Construction Board-Maternity / Miscarriage / Termination of Pregnancy
15. TWB-215 Claim Application-Construction Board-Pension
16. TWB-216 Claim Application-Construction Board-Reimbursement of purchase of spectacles
17. TWB-217 Claim Application-Manual Board-Compensation for accidental death and disability
18. TWB-218 Claim Application-Manual Board-Disability Pension
19. TWB-219 Claim Application-Manual Board-Education Assistance for 10th /12th Standard pass
20. TWB-220 Claim Application-Manual Board-Educational Assistance for girl children studying 10th / 11th / 12th
21. TWB-221 Claim Application-Manual Board-Educational Assistance for Higher Education
22. TWB-222 Claim Application-Manual Board-Educational Assistance for studying in 6th/7th/8th/9th
23. TWB-224 Claim Application-Manual Board-Funeral Expenses / Natural Death
24. TWB-225 Claim Application-Manual Board-Marriage Assistance
25. TWB-226 Claim Application-Manual Board-Maternity / Miscarriage / Termination of Pregnancy
26. TWB-227 Claim Application-Manual Board-Pension
27. TWB-228 Claim Application-Manual Board-Reimbursement of purchase of spectacles
28. TWB-229 Claim Application-Driver Board-Compensation for accidental death and disability
29. TWB-230 Claim Application-Driver Board-Disability Pension
30. TWB-231 Claim Application-Driver Board-Education Assistance for 10th /12th Standard pass
31. TWB-232 Claim Application-Driver Board-Educational Assistance for girl children studying 10th / 11th / 12th
32. TWB-233 Claim Application-Driver Board-Educational Assistance for Higher Education
33. TWB-234 Claim Application-Driver Board-Educational Assistance for studying in 6th/7th/8th/9th
34. TWB-236 Claim Application-Driver Board-Funeral Expenses / Natural Death
35. TWB-237 Claim Application-Driver Board-Marriage Assistance
36. TWB-238 Claim Application-Driver Board-Maternity / Miscarriage / Termination of Pregnancy
37. TWB-239 Claim Application-Driver Board-Pension

- 38. TWB-240 Claim Application-Driver Board-Reimbursement of purchase of spectacles
- 39. TWB-241 Claim Application - Return
- 40. TWB-242 ID Card Download
- 41. TWB-243 Claim Application - Amendment
- 42. TWB-244 Claim Application - Transfer
- 43. TWB-245 Housing Scheme
- 44. TWB-246 Live certificate for Pensioner

7. TWB-202 Claim Renewal

Following steps describe how to apply for Claim Renewal through the e-District Portal:

STEP 1: Go to the e-Sevai (Government of Tamil Nadu) Web Portal.

STEP 2: Enter the login credentials.

STEP 3: Enter Captcha code.

STEP 4: Click on Login.



The screenshot displays the eSevai Government of Tamil Nadu portal. The header includes the TNeGA logo and the Government of Tamil Nadu emblem. The navigation menu contains links for Home, About e-Sevai, Government Orders, e-Sevai, Contact Us, and Help. The main content area is divided into four sections: TNeGA (with a map of Tamil Nadu), Important Links (Government Orders, Tenders, Documents, Job Opportunities, Maps), Latest News (Locate your near by e-Sevai, List of Services Offered in e-Sevai Centres, List of Services offered through Institution), and Sign In. The Sign In section contains a form with fields for Username (tnelcchn010-01), Password (masked with dots), Operator (dropdown menu), and Captcha (ZNRJ2). Below the Captcha field is a 'ZNRJ2' input box. The form also includes 'Login' and 'Reset' buttons, and a 'Forgot Password?' link. Three callouts are present: 'Enter Login ID and Password' pointing to the Username field, 'Enter Captcha' pointing to the Captcha input box, and 'Click on Login' pointing to the Login button. At the bottom, a banner reads 'Welcome to eSevai' and 'eSevai — தமிழ்நாடு அரசின் இ-சேவை வலைதளம் உங்களை'.

e-Sevai Dashboard will appear.

STEP 5: Click on **Services** on the left panel.

The screenshot shows the TNeGA dashboard for the Government of Tamil Nadu. The top navigation bar includes the TNeGA logo, the Government of Tamil Nadu name, and the e-Sevai logo with the text 'இணைய சேவை இனிய சேவை'. The user is logged in as 'OPERATOR 1'. The dashboard features five summary cards: 'Current Week' (1), 'Current Month' (6), 'Last Week' (1), and 'Last Month' (17). A callout bubble points to the 'SERVICES' menu item in the left sidebar.

Department Wise service listing will appear.

STEP 6: Click on **Tamil Nadu Unorganized Workers welfare Board**

You can also switch to the **Service Wise** listing, or switch to **Search** and search a particular service using keywords.

The screenshot shows the 'Services' page. The header includes contact information for the Directorate of e-Governance and the Tamil Nadu e-Governance Agency. The page is divided into three sections: 'DEPARTMENT WISE', 'SERVICE WISE', and 'SEARCH'. A callout bubble points to the 'Tamil Nadu Unorganized Workers Welfare Board' in the 'DEPARTMENT WISE' list. On the right, there is a summary table for the selected service.

Name:	Maheswari Murugan
Center:	Poigal - VPRC Center Code:
VPRTNV104	
Counter:	1
Wallet Type:	Prepaid
Wallet Amount:	142.70
Share:	0.00

STEP 7: Click on Claim Renewal



Directorate of e-Governance
Tamil Nadu e-Governance Agency
Information Technology Department
Government of Tamil Nadu



e-Sevai

இனிய சேவை இணைய சேவை

ARAVINTH TNTACTRI015-01

Services

Click on the Service Name

DEPARTMENT WISE: Tamil Nadu Unorganised Workers Welfare Board

SERVICE WISE: 10 records per page

- Claim Application-Manual Board-Educational Assistance for studying in 6th/7th/8th/9th
- Claim Application-Manual Board-Funeral Expenses on Natural Death
- Claim Application-Manual Board-Marriage Assistance
- Claim Application-Manual Board-Disability / Miscarriage / Termination of Pregnancy
- Claim Application-Manual Board-Pension
- Claim Application-Manual Board-Reimbursement of purchase of spectacles
- ID Card Download
- Registration
- Renewal
- Return

Showing 31 to 40 of 42 entries

Name:	Aravinth
Center:	Madhavaperumalkoil Panchayat - TACTV
Center Code:	TACTRI015
Counter:	1
Wallet Type:	Prepaid
Wallet Amount:	8638.00
Share:	0.00

You will be redirected to the service page on the Tamil Nadu Unorganized Workers Welfare Board Web Portal.

7.1 Applying for Claim Renewal

SECTION1: Applicant Details and Address

Applicant are used to fill this form in both Tamil and English language.

Renewal form / பதிவு புதுப்பித்தல் விண்ணப்பம்	
Name of the Worker	தொழிலாளியின் பெயர்
Shiva	சிவா
Father / Husband Relation Type / தந்தை / கணவர் உறவு முறை	
Father / தந்தை	
Name of the Father / Husband	தந்தை / கணவரின் பெயர்
Sri	ஸ்ரீ
Registration number	Registration date
01SILT300000	28-01-2022
Renewal date	Marital status
27-01-2018	Married
Nature of work / வேலையின் இயல்பு	
SILT - கிணற்றில் தார் எடுப்பவர்	
<u>Permanent Address / நிரந்தர முகவரி</u>	
House / Door No. / கதவு எண்	Address Line 1
111	1 st street
முகவரி 1	Address Line 2
முதல் தெரு	Ramanathapuram
முகவரி 2	State / மாநிலம்
ராமநாதபுரம்	Tamil Nadu
District / மாவட்டம்	Taluk / வட்டம்
Chennai	Kamuthi

Activ
Go to

SECTION 2: Nominee name and Address

Applicants are fill the details and submit the form

Chennai	Kamuthi
Village / Town / City / கிராமம் / நகரம்	Pincode / அஞ்சல் குறியீடு
Kamuthi Veppankulam	624332

Present Address / தற்போதைய முகவரி

House / Door No. / கதவு எண்	Address Line 1
111	1 st street
முகவரி 1	Address Line 2
முதல் தெரு	Ramanathapuram
முகவரி 2	State / மாநிலம்
ராமநாதபுரம்	Tamil Nadu
District / மாவட்டம்	Taluk / வட்டம்
Ramanathapuram	Kamuthi
Village / Town / City / கிராமம் / நகரம்	Pincode / அஞ்சல் குறியீடு
	624332

Nominees Details (ரியமனதாரர் விவரம்)

S.No.	Name	Date of Birth / பிறந்த தேதி	Age / வயது	Relationship / உறவு	Contribution of amount / தொகையின் சதவீதம்
1	Krishna	28-12-1990	31	Brother	100

Declaration by the applicant / விண்ணப்பதாரரின் உறுதிமொழி

I declare that I am not registered as a member in any other manual workers Welfare board or board constituted by the government of Tamilnadu for under government schemes / நான் வேறு எந்த தொழிலாளர் நல வாரியம் அல்லது தமிழக அரசால் அமைக்கப்பட்ட வாரியங்களில் அல்லது வேறு எந்த அரசாங்க திட்டத்தின் கீழும் உறுப்பினராக பதிவு செய்யப்படவில்லை என்று உறுதியளிக்கிறேன்.

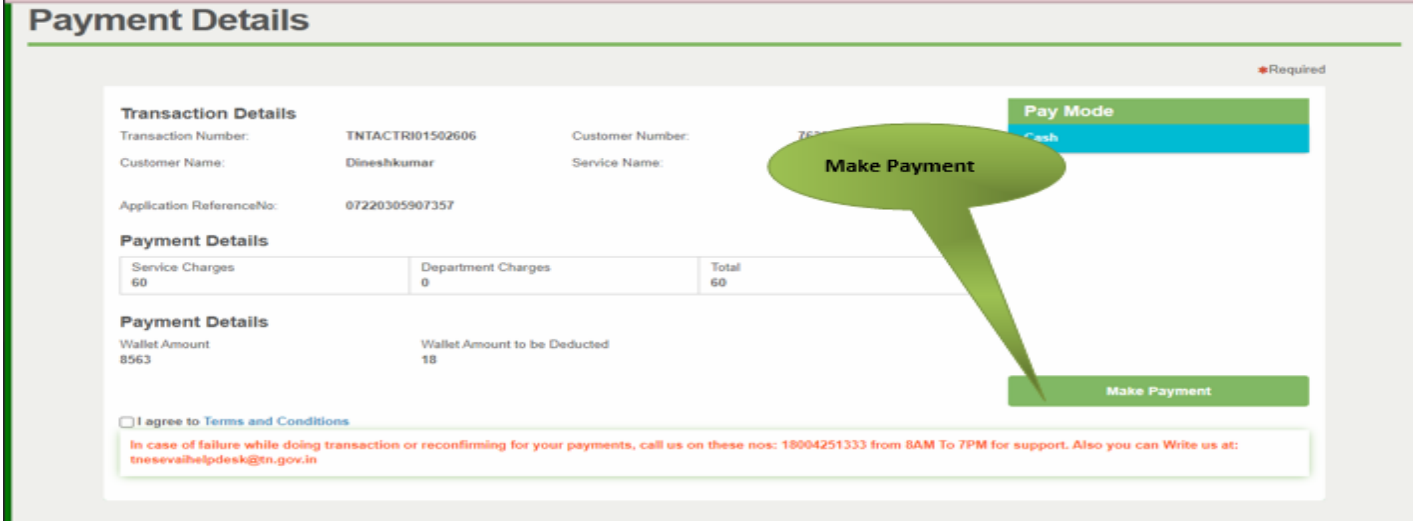
நான் ESI / PF திட்டத்தில் உறுப்பினராக இல்லை எனவும் இத்திட்டத்தில் உறுப்பினராகும் பட்சத்தில் உரிய விபரத்தினை இவ்வலுவலகத்தில் தவறாமல் தெரிவிப்பேன் எனவும் உறுதியளிக்கிறேன்.

* Any false declaration / certification will entail legal action.
* எந்தவொரு தவறான உறுதிமொழி / சான்றளிப்பு பதிவு ரத்து செய்வது உள்ளிட்ட சட்ட நடவடிக்கைக் உட்படுத்தப்படும் என அறிவேன்.

[Submit](#)

SECTION 3: Make payment

After uploading the documents, click on 'Make Payment'.



Payment Details

Transaction Number: TNTACTRI01502606 Customer Number: 763
Customer Name: Dineshkumar Service Name:
Application ReferenceNo: 07220305907357

Payment Details

Service Charges 60	Department Charges 0	Total 60
-----------------------	-------------------------	-------------

Payment Details

Wallet Amount
8563

Wallet Amount to be Deducted
18

I agree to [Terms and Conditions](#)

In case of failure while doing transaction or reconfirming for your payments, call us on these nos: 18004251333 from BAM To 7PM for support. Also you can Write us at: tnesevaihelpdesk@tn.gov.in

Pay Mode
Cash

Make Payment

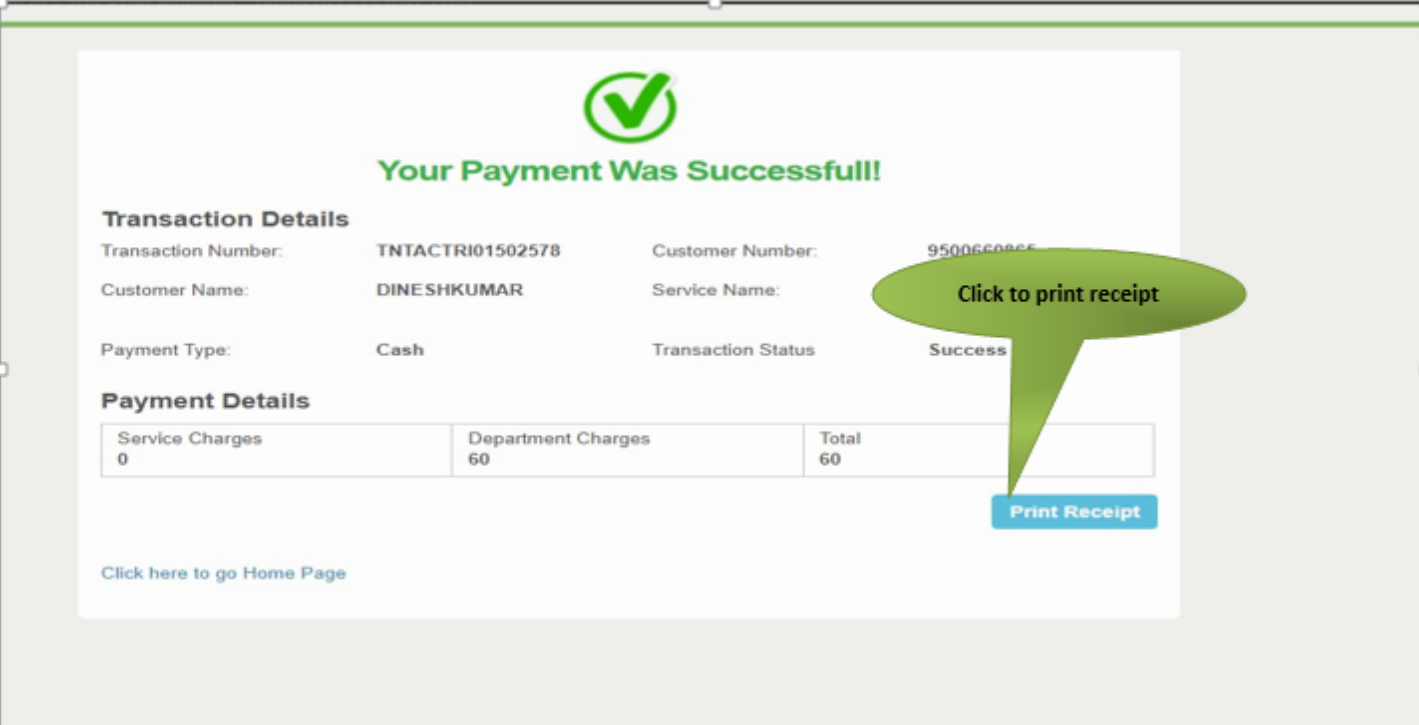
Make Payment


SECTION 4: Acknowledgement receipt

Acknowledgement receipt will be shown.

Click on **Print Receipt** to download/print the receipt.

Screenshot 1: Print Receipt





Your Payment Was Successful!

Transaction Details

Transaction Number: TNTACTRI01502578 Customer Number: 9500660855
Customer Name: DINESHKUMAR Service Name:
Payment Type: Cash Transaction Status: Success

Payment Details


Service Charges 0	Department Charges 60	Total 60
----------------------	--------------------------	-------------

[Click here to go Home Page](#)


Print Receipt

Screenshot 2: Receipt

Applicant has to download the receipt by using Transaction number.





Directorate of e-Governance
Tamil Nadu e-Governance Agency
Information Technology Department
Government of Tamil Nadu



TNeGA

e-Sevai
இனிய சேவை இணைய சேவை

ARAVINTH TNTACTRI015-01  

Receipt download


Reprint Receipt

Fields with * mark are mandatory

Reprint Receipt

*CSC Transaction No.

Transaction Number



தமிழ்நாடு அரசு/ Government of Tamil Nadu
e-சேவை மையம்/ e-Sevai Centre

ரசீது / RECEIPT

ரசீது எண் / Receipt No: TN-30920220702000 விண்ணப்பதாரர் பெயர் / Applicant Name: <u>Dineshkumar</u> துறை பெயர் / Department Name: தமிழ்நாடு அமைப்புசாரா தொழிலாளர் நல வாரியம் / <u>Tamilnadu Unorganized Worker welfare board</u>	பரிவர்த்தனை எண்/Transaction No: TNELCCHN009000000630 விண்ணப்ப தேதி /Application date : 02-07-2022 17:43:32 சேவைக்கு விண்ணப்பித்தார் / Applied for Service : TWB-202 Renewal	
கட்டண விவரங்கள் / Payment Details		
விவரங்கள் / Particulars	கட்டண முறை / Payment Mode	பணம் செலுத்தப்பட்டது () / Amount Paid (Rs)
பில் தொகை / Bill Amount	Cash	0.00
இ-சேவை மையம் & கட்டண / e-Sevai Centre Charges	Cash	60.00
வார்த்தைகளில் அளவு / Amount in words (Rs): Sixty only.		மொத்தம்/ Total:60.00
மையத்தின் பெயர் & குறியீடு / Centre Name & Code : Corporation of Chennai <u>Thiru-Vi-Ka</u> Nagar(Zone VI)-ELCOT-ELCCHN009		மைய ஆபரேட்டரின் கையொப்பம் / Signature of the Centre Operator

8 Disclaimer

This User manual is prepared as per the existing application; however actual screen shots may vary for few cases.