



Tamil Nadu e-District Application Training Manual

Steam Test for Boilers (DBL-405)

CSC Operator manual



राष्ट्रीय इ-गवर्नेस योजना
National e-Governance Plan

Table of Contents

Table of Contents

1. Project Overview.....	3
2. General Information	3
2.1. Tools Required.....	3
2.2. Starting your Computer.....	3
3. Purpose	4
4. Scope.....	4
5. Getting Started.....	4
6. Services Offered under Directorate of Boilers.....	4
7. Directorate of Boilers.....	4
7.1. Processing Application at CSC/Applicant's Desk.....	4
7.2 Filling up Steam Test for Boilers form.....	7
7.3 Downloading Certificate	13
8. Disclaimer	16

E-DISTRICT TAMIL NADU USER MANUAL (Government of Tamil Nadu)

1. Project Overview

Districts are the de facto front-end of government where most Government-to-Consumer or G2C interaction takes place.

The e-District project was conceptualized to improve this experience by creating an automated workflow system for the district administration and help in providing the citizen efficient department services through Common Service Centers (CSCs), the primary front end channels envisaged under the National e-Governance Plan by Department of Information Technology (DIT), Ministry of Communication and Information Technology (MCIT), Government of India.

2. General Information

Let's Start!!


2.1. Tools Required




You will be provided with the following basic infrastructure:

- Computer (CPU, Monitor, Keyboard & Mouse)
- Network Connection (as per requirement)
- Peripherals (as per requirement)
- Browser (Google chrome, Version 37)
- Uninterrupted Power Supply (UPS)

2.2. Starting your Computer

Steps

1. Ensure all cables are connected between the computer, network connection, peripherals & UPS
2. Plug the UPS to the electrical socket
3. Switch 'ON' the electrical socket
4. Switch 'ON' the UPS
5. Press the  (power button) on the computer
6. Allow the system to boot up.

	<ol style="list-style-type: none">1. Switch 'ON' the UPS only after you have switched 'ON' the power socket2. Switch 'ON' the computer only after you have switched 'ON' the UPS3. Switch 'OFF' the power socket in there is an electrical spark in the socket
	<ol style="list-style-type: none">4. Do not start the computer in case the UPS is not fully charged5. Do not start the computer in case any of the wires are in contact with water sources / moisture
	<ol style="list-style-type: none">6. In case you are not sure whether the computer is connected in the right way - please contact the system engineer

3. Purpose

This document is an integral part of e-District application user manuals. The objective of this document is to provide step-by-step assistance to the user on how to process applications received for Steam Test for Boilers through the e-District Portal.

4. Scope

The scope of this document covers the Steam Test for Boilers service offered under the **Director of Boilers**.

5. Getting Started

Following points and guidelines may be referred while accessing the e-Sevai/e-District application:

- User must have valid username and password
- Make relevant and correct entries only
- Recheck the entries before clicking on Submit button
- Mandatory fields cannot be left blank
- Mandatory/Optional documents should be attached as per requirement
- Do not make false entries

6. Services Offered under Directorate of Boilers

Following services are offered under the Directorate of Boilers:

1. DBL-401 Registration of Boilers under Boilers Act
2. DBL-402 Renewal of License under the Boilers Act 1923
3. DBL-403 Application for Approval of Manufacturer/Erector of Boilers
4. DBL-404 Application for Renewal of Manufacturer/Erector of Boilers
5. DBL-405 Steam Test for Boilers

7. Directorate of Boilers

7.1. Processing Application at CSC/Applicant's Desk

Following steps show how to process applications received for Steam Test for Boilers at eSevai, Desk:

URL: <https://tnesevai.tn.gov.in/Default.aspx>

STEP 1: Go to Tamil Nadu eSevai Web Portal CSC login page.



Commissionerate of e-Governance
Tamil Nadu e-Governance Agency

Information Technology Department
 Government of Tamil Nadu



e-Sevai

இனிய சேவை இணைய சேவை

Home About Us e-Sevai Services offered Contact Us Help

e-Sevai Services through Common Service Centers (CSC's)

Tamil Nadu e-Governance agency (TNeGA) has developed e-Sevai application for online delivery of various citizen centric services of government department to public through Common Service Centers (CSC's). Tamil Nadu has about 10443 CSC's and the citizens can avail these government services by approaching the nearest (CSC's). The list of services provided is as follows,

- REV-101 Community certificate
- REV-102 Nativity certificate
- REV-103 Income Certificate
- REV-104 First Graduate Certificate
- REV-105 Deserted Woman Certificate
- REV-106 Agricultural Income Certificate
- REV-107 Family Migration Certificate
- REV-108 Unemployment Certificate
- REV-109 Widow Certificate
- REV-111 Certificate for Loss of Educational Records due to disasters
- REV-113 Inter Caste Marriage Certificate
- REV-114 Legal Heir Certificate
- REV-115 Other Backward Classes (OBC) Certificate
- REV-116 Residence certificate
- REV-117 Small / Marginal Farmer Certificate
- REV-118 Solvency Certificate
- REV-119 No Male Child Certificate
- REV-120 Unmarried Certificate
- REV-401 Licence under Pawn Broker Act
- REV-402 Money Lender's Licence

[Click here for More Service's Informaion](#)

Sign In

User Name Password

J V 9 X N

Capcha is not case sensitive

Login Reset

[Forgot Password?](#)

Enter Captcha Code

STEP 2: Enter login credentials, captcha and click on Login.



COMMISSIONERATE OF e-GOV
TAMIL NADU e-GOVERNANC
 INFORMATION TECHNOLOGY DEPARTMENT, GOVERN

e-Sevai

இணைய சேவை இனிய சேவை

Home Contact Us Help Download

e-Sevai Services through Common Service Centers (CSC's)

Tamil Nadu e-Governance agency (TNeGA) has developed e-Sevai application for online delivery of various citizen centric services of government department to public through Common Service Centers (CSC's). Tamil Nadu has about 10443 CSC's and the citizens can avail these government services by approaching the nearest (CSC's). The list of services provided is as follows,

- REV-101 Community certificate
- REV-102 Nativity certificate
- REV-103 Income Certificate
- REV-104 First Graduate Certificate
- REV-105 Deserted Woman Certificate
- REV-106 Agricultural Income Certificate
- REV-107 Family Migration Certificate
- REV-108 Unemployment Certificate
- REV-109 Widow Certificate
- REV-111 Certificate for Loss of Educational Records due to disasters
- REV-113 Inter Caste Marriage Certificate
- REV-114 Legal Heir Certificate
- REV-115 Other Backward Classes (OBC) Certificate
- REV-116 Residence certificate
- REV-117 Small / Marginal Farmer Certificate
- REV-118 Solvency Certificate
- REV-119 No Male Child Certificate
- REV-120 Unmarried Certificate
- REV-401 Licence under Pawn Broker Act
- REV-402 Money Lender's Licence

[Click here for More Service's Informaion](#)

Sign In

tnelcchn009-01

.....

L D 4 7 A

Capcha is not case sensitive

ld47a

Login Reset

[Forgot Password?](#)

Click on Login

CONTACTS

TamilNadu e - Governance Agency
 No. 5/9, TNHB Building,
 Kavingar Bharathidasan Road,

HELP DESK

esevai_helpdesk@cms.co.in
 Toll Free Number :18004251333

STEP 3: Click on Directorate of Boilers in Department.



tnesevai.tn.gov.in/Home/Services.aspx

Email: esevai_helpdesk@cms.co.in | Toll Free Number :18004251333

Commissionerate of e-Governance
Tamil Nadu e-Governance Agency
Information Technology Department
Government of Tamil Nadu

TNeGA

e-Sevai
இனிய சேவை இணைய சேவை

PERSON NAME TACTRI017-01

Services

DEPARTMENT WISE

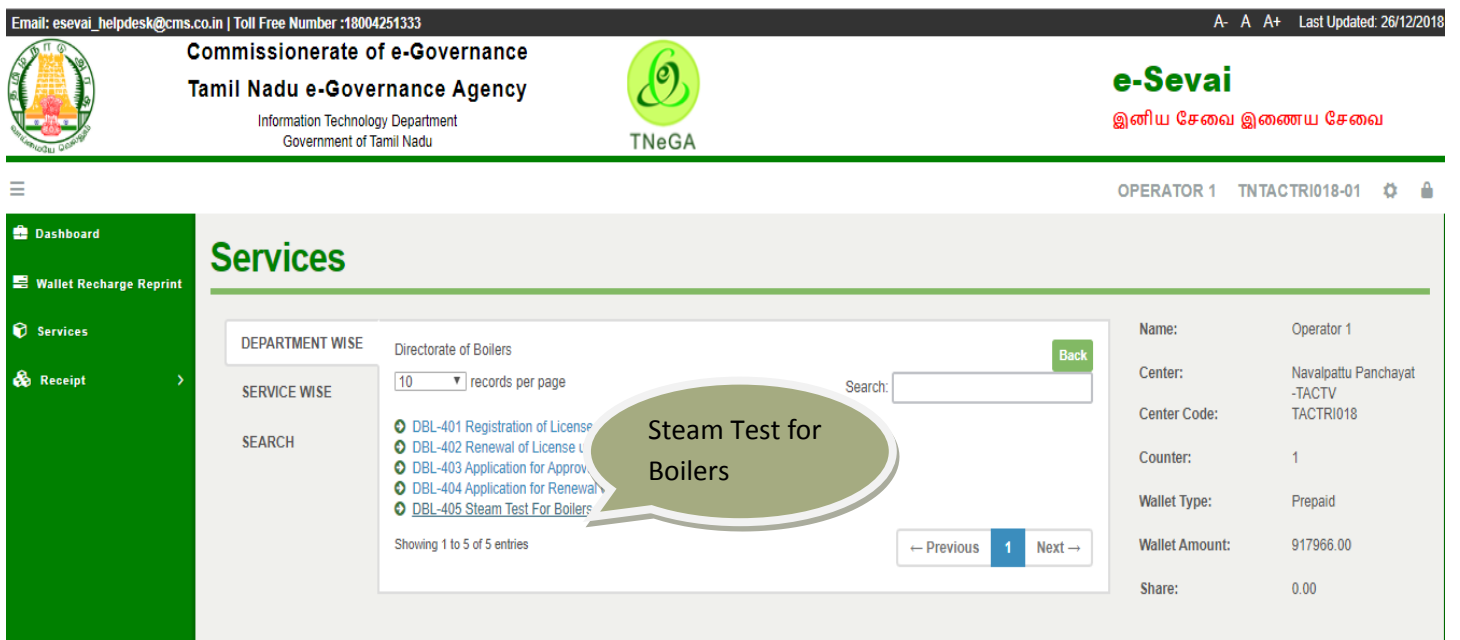
- Animal Husbandry, Dairying and Fisheries
- Anna University
- Chennai Metro Water S
- Chennai Traffic Po
- Civil Supplies anc
- Commissionerate
- Commissionerate of
- Directorate of Boile
- Directorate of Fire & Rescue
- Directorate of Handlooms & Textiles
- Drug Control Administration
- Employment & Training
- Greater Chennai Corporation
- Revenue Department
- Tamil Nadu Electrical Inspectorate
- Tamil Nadu Housing and Urban Development
- TANGEDCO
- TN Police Department
- TNEGA
- WAQF Board
- Welfare of Differently Abled Person

Click on Directorate of Boilers

Name: Person Name
Center: Natchikurichi Panchayat - TACTV
Center Code: TACTRI017
Counter: 1
Wallet Type: Prepaid
Wallet Amount: 0.00
Share: 0.00

Activate Windows
Go to Settings to activate Windows.

STEP 4: Click on Steam Test for Boilers service.



Email: esevai_helpdesk@cms.co.in | Toll Free Number :18004251333

Commissionerate of e-Governance
Tamil Nadu e-Governance Agency
Information Technology Department
Government of Tamil Nadu

TNeGA

e-Sevai
இனிய சேவை இணைய சேவை

OPERATOR 1 TACTRI018-01

Services

DEPARTMENT WISE Directorate of Boilers

SERVICE WISE 10 records per page

SEARCH

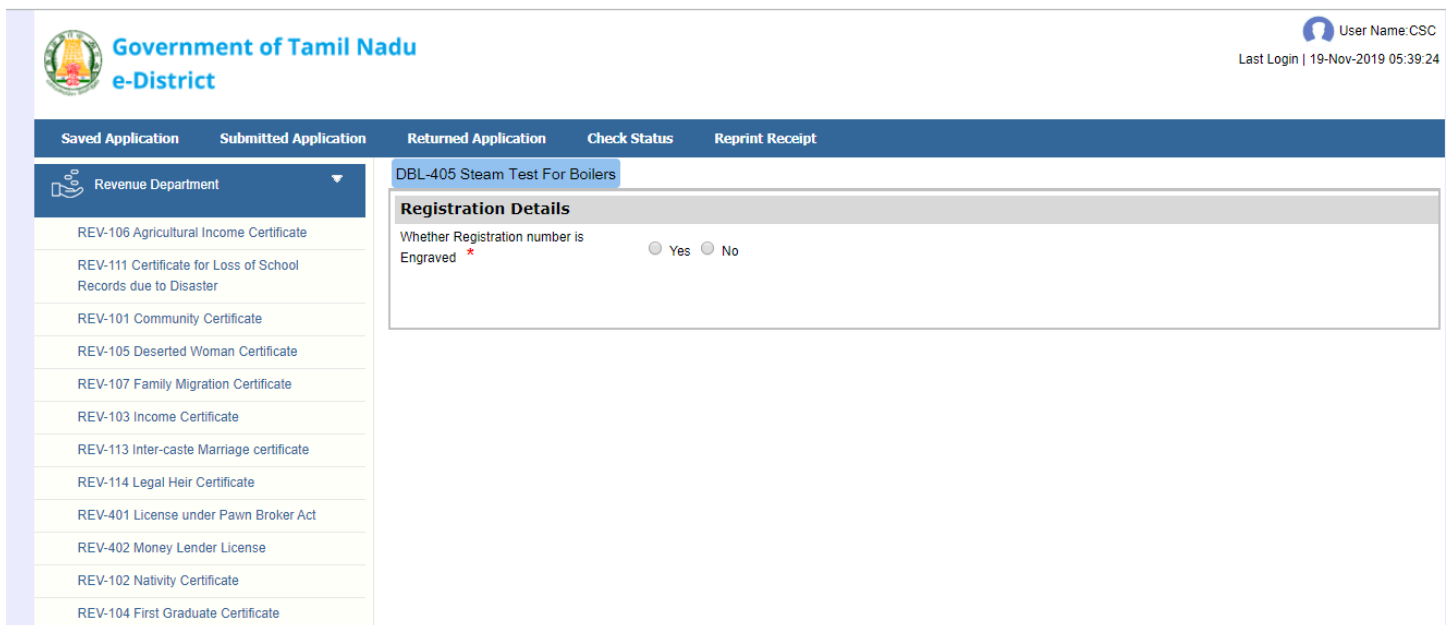
- DBL-401 Registration of License
- DBL-402 Renewal of License U
- DBL-403 Application for Approv
- DBL-404 Application for Renewal
- DBL-405 Steam Test For Boilers

Showing 1 to 5 of 5 entries

Steam Test for Boilers

Name: Operator 1
Center: Navalpattu Panchayat -TACTV
Center Code: TACTRI018
Counter: 1
Wallet Type: Prepaid
Wallet Amount: 917966.00
Share: 0.00

The below page shows the application preview: The Steam Test for Boilers page opens.

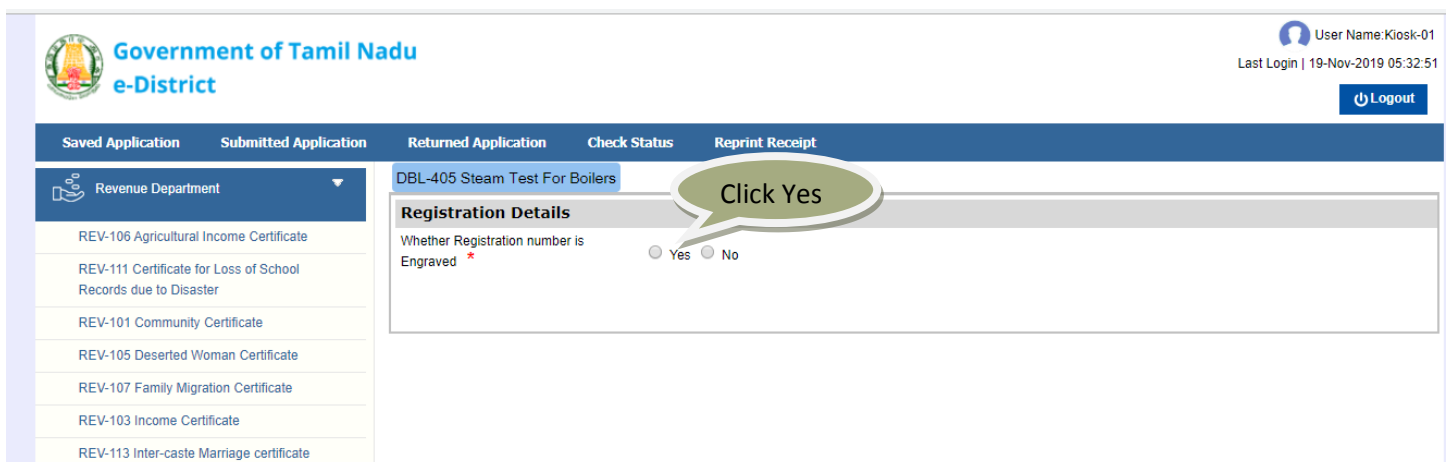


The screenshot shows the user interface for the Government of Tamil Nadu e-District. At the top left is the logo and name of the Government of Tamil Nadu e-District. On the top right, the user is identified as 'User Name: CSC' with a last login time of '19-Nov-2019 05:39:24'. Below the header is a navigation bar with tabs: 'Saved Application', 'Submitted Application', 'Returned Application', 'Check Status', and 'Reprint Receipt'. A sidebar on the left lists various services under the 'Revenue Department', including 'REV-106 Agricultural Income Certificate', 'REV-111 Certificate for Loss of School Records due to Disaster', 'REV-101 Community Certificate', 'REV-105 Deserted Woman Certificate', 'REV-107 Family Migration Certificate', 'REV-103 Income Certificate', 'REV-113 Inter-caste Marriage certificate', 'REV-114 Legal Heir Certificate', 'REV-401 License under Pawn Broker Act', 'REV-402 Money Lender License', 'REV-102 Nativity Certificate', and 'REV-104 First Graduate Certificate'. The main content area is titled 'DBL-405 Steam Test For Boilers' and contains a 'Registration Details' section with the question 'Whether Registration number is Engraved *' and two radio button options: 'Yes' and 'No'.

7.2 Filling up Steam Test for Boilers form

SECTION1: Applicant Details

Applicant should click yes to proceed with the application. If the Registration number is not engraved on the Boilers they are not eligible to apply this service.



This screenshot is similar to the one above, but it includes a callout bubble pointing to the 'Yes' radio button. The callout bubble contains the text 'Click Yes', indicating the required action for the applicant to proceed with the application.

SECTION 2: Registration Details

Registration Details

Whether Registration number is Engraved *

Yes No

Registration number Engraved on the Boiler *

TN-84687869

Registered Date *

04/11/2019



SECTION 3: Provisional order Details

Details of Provisional order

Provisional order number *

VB-89786564

Date of provisional order *

19/11/2019



Whether it is transferred from other circle *

Yes No

SECTION 4: Company Details

Company Details

Full name of the Company *

CMS computers

Owner name *

CMS

SECTION 5: Company Address

Company Address

State / மாநிலம்

TAMIL NADU

District / மாவட்டம் *

Chennai / சென்னை

Taluk / வட்டம் *

Aminjikarai / அமைந்தகரை

Revenue Village / கிராமம் *

Arumbakkam (011) / அரும்பா.

Street Name(only for Chennai District) / தெரு பெயர் *

Janakiram Colony Extension / ஜ

Pin Code / அஞ்சல் எண் *

600106

SECTION 6: Contact Details

Contact Details

Phone / Landline No. with STD Code

Mobile Number *

9094563555

Email Id *

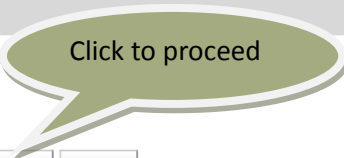
gururaj22a@cms.co.in

SECTION 7: Boilers Details

Boiler Details			
Boiler Makers No. *	<input type="text" value="42B"/>	Name of Boiler Maker *	<input type="text" value="TNEGA"/>
Place of Make *	<input type="text" value="Chennai"/>	Year of Make *	<input type="text" value="2019"/>
Rating (Total Heating surface Area in Sq.m.) *	<input type="text" value="100"/>	Working pressure (in Kg/cm2) *	<input type="text" value="200"/>
Evaporation Capacity(Kg/hr) *	<input type="text" value="300"/>	Type of Boiler *	<input type="text" value="Water Tube Boilers"/>
How many safety valves installed *	<input type="text" value="99"/>	Estimated date of steam test *	<input type="text" value="27/11/2019"/>
Circle details *	<input type="text" value="Deputy Director Chennai Circle"/>		

Declaration

* Certified that the above said particulars are true to the best of my knowledge shall be liable for disciplinary action



Next screen will show a list of required documents.

Attach the documents in prescribed file size and file type. Uploaded documents will be shown at the bottom. You may remove any uploaded document using the cross sign.

Please note that the 'Upload' button will appear once you browse and add a document.

Upload Docs for Application No. TN-8420191119101

List of Documents

- Last issued provisional order
- Copy of the registration certificate of Boiler Operating Engineer or Boiler Attendant engaged by the firm

Select Document: Document No. *

Uploaded Successfully

Supported files types : pdf,jpeg,jpg,gif,png
 Supported file size of document : 200 KB
 Supported file size of photo : 50 KB

Serial No.	Document Name	Document Number	File Name	Delete
1	Last issued provisional order	1	Nov-2019_06_02_48_687	<input type="checkbox"/>
2	Copy of the registration certificate of Boiler Operating Engineer or Boiler Attendant engaged by the firm	2	Boiler Operating Engineer or Boiler Attendant 2019_06_02_57_944	<input type="checkbox"/>

Select Document

Enter Document no

Browse and upload

Click to make payment

Activate Windows
Go to Settings to activate Windows.

After uploading the documents, click on 'Make Payment'.

Confirm

Payment Type *

Payments page will appear. Amount payable (Total Fees) will be shown on screen. Click on **Confirm Payment**.

Confirm

Application Number	TN-8420191119101
Applicant Name	CMS
Date of Application	19-Nov-2019
Service Name	Steam Test For Boilers
Service Charge	10.00
Total	10.00

Click to confirm payment

Confirm payment

Acknowledgement receipt will be shown.

Click on **Print Receipt** to download/print the receipt.



Acknowledgement Receipt

Application Number	TN-8420191119101
Applicant Name	CMS
Service Name	DBL-405 Steam Test For Boilers
Service Charge	10.00
Total	10.00
Transaction Status	Success

Click to print receipt

Print receipt

The below figure shows the preview of the acknowledgement receipt.

தமிழ்நாடு அரசு / Government of Tamil Nadu			
இ-சேவை மையம் / e-Sevai Centre			
ஒப்புக் கடிதம் / ACKNOWLEDGEMENT			
ரசீது எண் / Receipt No.	: TN-8420191119101	விண்ணப்ப எண் / Application No.	: TN-8420191119101
விண்ணப்பதாரர் / Applicant Name	: CMS	விண்ணப்பித்த தேதி / Application date	: 19-Nov-2019
துறையின் பெயர் / Department Name	: கொழிசை இயக்குநரகம் / Directorate of Boilers	விண்ணப்பித்த சேவை / Applied for Service	: DBL-405 Steam Test For Boilers
பணம் செலுத்திய விவரம் / Payment Details			
விவரங்கள் / Particulars	செலுத்தும் முறை / Payment Mode	செலுத்தப்பட்ட தொகை (ரூ) / Amount Paid (Rs)	
விண்ணப்ப கட்டணம் / Application Fees	Cash	0.00	
இ-சேவை மையக் கட்டணம் / e-Sevai Centre Charges		10.00	
ரூபாய் எழுத்துக்களில் / Amount in words (Rs): Ten Rupees Only		மொத்தம் / Total : 10.00	
மையப் பெயர் & குறியீட்டு எண் / Centre Code & Type : 01 - ELC			
<p>மேலே குறிப்பிட்டுள்ள அனைத்து விவரங்களையும் சரிபார்த்து கொள்ளவும். உங்கள் விண்ணப்ப நிலையை தெரிந்து கொள்ள பின்வரும் இணையதளத்தில் பார்வையிடவும் https://tnedistrict.tn.gov.in/tneda/VerifyCerti.xhtml. உங்கள் விண்ணப்பத்தை உயர் அதிகாரி ஒப்புதல் அளித்த பிறகு டிஜிட்டல் கையொப்பமிட்ட சான்றிதழை பெற்றுக்கொள்ளவும் / Kindly check correctness of all the details furnished above. To Check the Application Status see the URL https://tnedistrict.tn.gov.in/tneda/VerifyCerti.xhtml. After your application is approved by the approving authority, you can obtain the digitally signed certificate.</p>			

Please Note:

After submission (clicking on the Submit button), the application will be saved as draft. You can find draft applications under the **Saved Application** section and upload documents or make payment as required.

 **Saved Application**

	Application Number	Service Name	Applicant Name	Date of Request	Status	Document Status
<input type="radio"/>	TN-8420191118101	DBL-405 Steam Test For Boilers	Owner	18-Nov-2019	Saved	Pending
<input type="radio"/>	TN-8620191115104	REV-121 Economically Weaker Sections(Income & Assest)	Roja	15-Nov-2019	Saved	Pending

Submitted applications can be viewed under the **Submitted Application** section.

✔ Submitted Application

Sr. No.	Application Number	Service Name	Applicant Name	Date of Request	Status	Certificate
1	TN-8420191119101	DBL-405 Steam Test For Boilers	CMS	19-Nov-2019	Check Status	NA

The current status of an application can be checked from the **Check Status** section.

🔍 Check Status

Application Number	<input type="text" value="TN-8420191120101"/>	To date *	<input type="text"/>
From date *	<input type="text"/>	District	<input type="text" value="--Select--"/>
Applicant Name	<input type="text"/>	<input type="button" value="Search"/>	

Application Number	TN-8420191120101
Applicant Name	Cms
Service Name	Steam Test For Boilers
View Application	View Application
Current Status	Application submitted to Circle Officer
Comment	Submitted

Acknowledgement receipts can be re-printed from the **Reprint Receipt** section.

✔ Reprint Receipt

Sr. No.	Application Number	Service Name	Applicant Name	Date of Request	Print Receipt
1	TN-8420191119101	DBL-405 Steam Test For Boilers	CMS	19-Nov-2019	Print Receipt

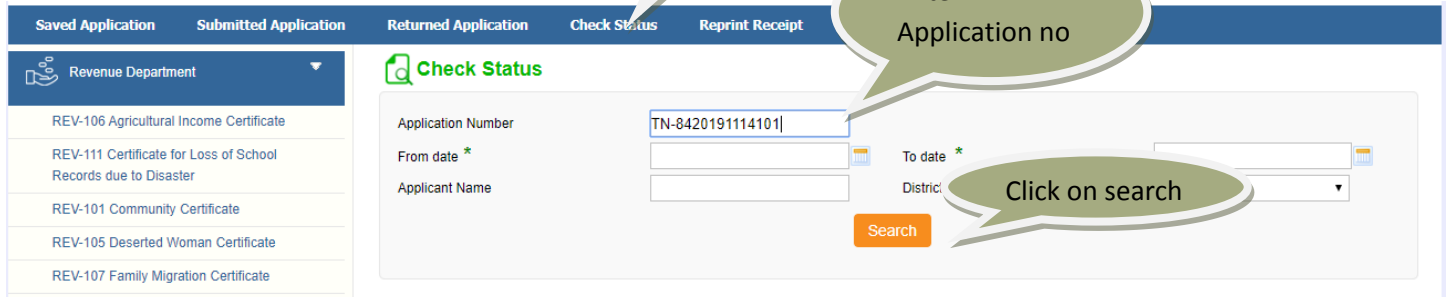
7.3 Downloading Certificate

Once the application is approved and digitally signed, Steam Test certificate can be downloaded from the **Operator's desk** and handed over to the applicant.

STEP 1: Click on **Check Status**.

STEP 2: Enter Application Number.

STEP 3: Click on Search.



Navigation: Saved Application | Submitted Application | Returned Application | **Check Status** | Reprint Receipt

Revenue Department

- REV-106 Agricultural Income Certificate
- REV-111 Certificate for Loss of School Records due to Disaster
- REV-101 Community Certificate
- REV-105 Deserted Woman Certificate
- REV-107 Family Migration Certificate

Check Status

Application Number:

From date * To date *

Applicant Name District:

The application will show up.

STEP 4: Click on Download certificate link (If approved).

Check Status

Application Number	TN-8420191113104
Applicant Name	Atul Wassan
Service Name	Steam Test For Boilers
View Application	View Application
Current Status	Application Approv
Comment	Approved
Certificate	Download certificate

Callout: Click to download certificate

The certificate will be downloaded.

The below figure shows the preview of the Steam Test for Boilers certificate.

Serial No. 54

DIRECTORATE OF BOILERS, TAMIL NADU
CERTIFICATE FOR THE USE OF A BOILER
(Regulation 389)
FORM VI

Acknowledgement TN-8420191113104

Registry No. of boiler : AAW123
Type of boiler : Horizontal multi tubular
Boiler Rating : 23.43
Place and year of manufacture : Joda/2018
Maximum Continuous : 32.44
Name of Owner : Atul Wassan
Repairs : test
Remarks : test
Situation of Boiler : F4, Perambalur,Perambalur,Velur,Ram Theru, TamilNadu-612675

Hydraulically Tested on 13-11-2019 to 34.53 Kg/CM².

I, hereby certify that the above described boiler is permitted by me/the Director of Boilers under the provisions of Section 7/8 of The Boilers Act 1923 (Act V of 1923) to be worked at a maximum pressure of 12.77 kg. per Square C.M. for the period from 13-11-2019 to 18-11-2020

The loading of the test safety valve is not to be exceed 12.77kg/cm².

I further certify that the main steam pipe was tested hydraulically to a pressure of 34.53 Kg. per Square C.M. last on 13-11-2019

Fee Rs. : 1000 Paid On : 13/11/2019
Dated at Perambalur
This 13-11-2019 day of Nov-2019

Signature valid
Digitally signed by
N BANUMATHI
Date: 13/11/2019 13:11:43 IST

Counter Signed
Director of Boilers

Conditions
(Reverse of Form VI.)

- (1) No structural alteration, addition or renewal shall be made to the boiler otherwise than in accordance with Section 2 of the Act.
- (2) Under the provisions of Section 8 of the Act, this certificate shall cease to be in force:-
- On the expiry of the period for which it was granted; or
 - When any accident occurs to the boiler; or
 - When the boiler is moved, the boiler not being a vertical boiler the heating surface of which is less than two hundred square feet of a portable or vehicular boiler; or
 - When any Structural alteration, addition or renewal is made in or to the boiler; or
 - If the Chief Inspector in any particular case so directs when any structural alteration, addition or renewal is made in or to any steam pipe attached to the boiler; or
 - On the Communication to the owner of the boiler of an order of the Chief Inspector of Inspectors prohibiting its use on the ground that it or any steam pipe attached there to is in a dangerous condition.
- Under Section 10 of the Act, When the period of a certificate relating to a boiler has expired, the owner shall, provided that he has applied, before of that period for a renewal of the certificate be entitled to use the boiler at the maximum pressure entered in the former certificate, pending the issue of orders on the application. But this shall not be deemed to authorise the use of a boiler in any of the cases referred to in Clauses (b), (c), (e), and (f) of sub-section 8 occurring after the expiry of the period of certificate.
- (3) The Boiler shall not be used at a pressure greater than the pressure entered in the Certificate as maximum pressure, nor with the safety valve set to a pressure exceeding such maximum pressure.
- (4) The Boiler shall not be used otherwise than in condition which the owner reasonably believed to be compatible with safe working.
- N.B. - Details regarding this boiler are recorded in Registration Book No of which a copy may be obtained on payment on application to the Chief

**PUBLIC WORKS DEPARTMENT
DIRECTORATE OF BOILERS**

From :

Ganesan S

DIRECTOR OF BOILERS, First Floor (South Wing), P.W.D. Office Compound, Chepauk, CHENNAI – 600 005.

To :

Atul Wassan

F4, Perambalur, Perambalur, Velur, Ram Theru, TamilNadu-612675

Letter No. : TN-8420191113104/2019

Date : 13-11-2019

Sir ,

Sub : Boiler Ry.No. AACV455 conduct of steam test to the boiler issue of certificate after counter-signature - reg.

Ref : Steam test conducted to the boiler on 13-11-2019

Based on the steam test conducted to the Boiler Ry.No. AACV455 on 13-11-2019 by the Senior Assistant Director of Boilers / Deputy Director of Boilers, the certificate for the use of the boiler Ry.No. AACV455 for the period from 13-11-2019 to 18-11-2020 is counter-signed and sent herewith.

You are informed that all future correspondences in regard to the inspection of this boiler may be sent to the below mentioned address.

Deputy Director Neyveli

The valid Provisional order last issued for the use of the said boiler, should be surrendered immediately to the Deputy Director Neyveli at the above address.

The receipt of this letter along with the certificate may please be acknowledged.

Signature valid

Digitally signed by N BANUMATHI
Date: 13/11/2019 14:43:17 IST

Encl : TN-8420191113104

DIRECTOR OF BOILERS,
TAMILNADU, CHENNAI-5.

Copy to Deputy Director Neyveli, In continuation of the above letter, the M. I. Book of the boiler is sent herewith.

Encl : M. I. Book AACV455

8. Disclaimer

This User manual is prepared as per the existing application; however actual screen shots may vary for few cases.

END OF THE DOCUMENT